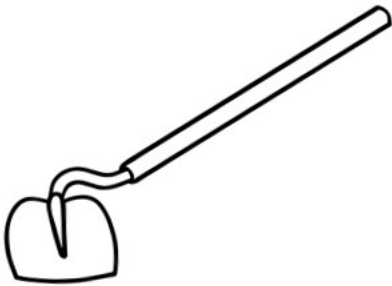




Phase 5

Home Learning



oe

ph



ew

Pack 3

Revise Sounds

Practice saying these sounds. As a challenge time how quick you can say them.




ay	er	ar	ng
oa	th	ure	oo
ch	igh	ou	air
ear	sh	ee	w
j	oi	v	ai
qu	ie	ow	x
ur	y	z	ea
oy	or	zz	ue
	ir	aw	



Ask an adult to say the sounds and time how quick you can write them.


Sound Spotter

Circle or colour the pictures that uses the sound in the middle.



wh

13

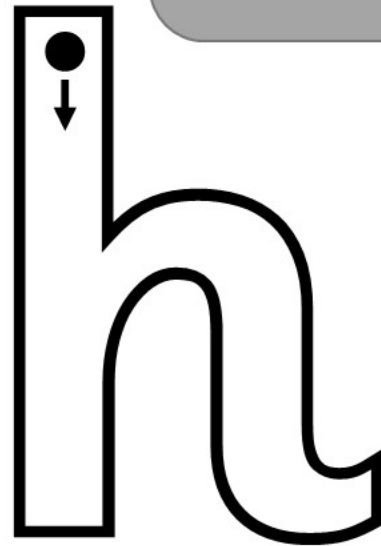



Letter Formation

Trace the letter with your finger.
You can practice writing it in different ways.

Use coloured paper and white paint to write the sound.

Use building blocks such as Lego to make the letters.



Use water and a paintbrush and write the sound.

Be creative and find different objects to make the letter.


Use a toy that has wheels and use it in flour or salt in a tray to write the letters.

Use wool or string to make the sound.

Read It Match It

Read the word and match it to the correct picture


whisper



whisk



whistle




wheel



Spelling Sleuth

Draw a circle around the correct spelling for each picture.



whisk wisk wihsk



wip whip hwip



whel weel wheel



weg wig whig



wet wit whet



whin wn win

Picture and Sentencing Matching

Read each sentence and draw a line to the picture it matches.

You need
the whisk
to mix.

The
whistle
is loud.


He has
to
whisper.




Write a sentence for the odd picture:

Sound Spotter

Circle or colour the pictures that use the sound in the middle.



ph



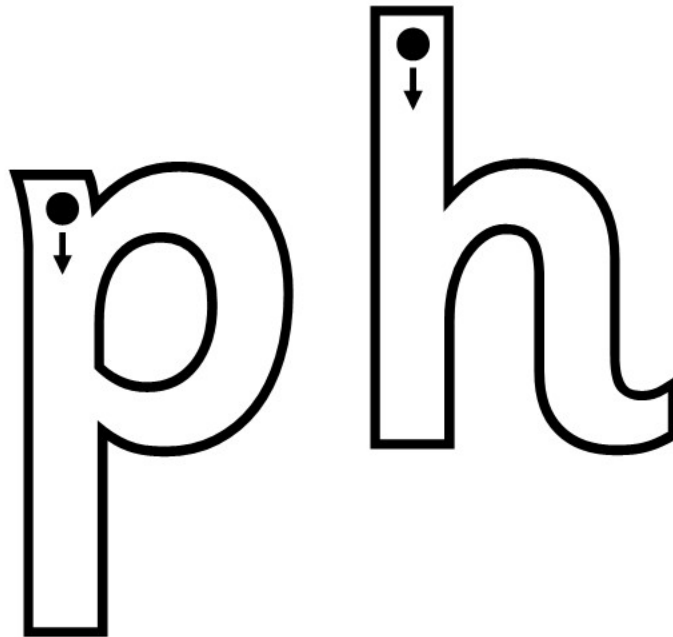
Letter Formation

Trace the letter with your finger.
You can practice writing it in different ways.

Be creative and
make the sound
out of things in
your house.

Use salt or
flour in tray
and use your
finger to write
the letters.

Make it
out of
playdough
or
plasticine.



Use wool
or string
to make
the
sound.

Go outside write
it in the dirt
using your
finger.

Use your
favourite colour
to write the
letters.

Read It Match It

Read the word and match it to the correct picture

sphinx

dolphin


elephant

alphabet

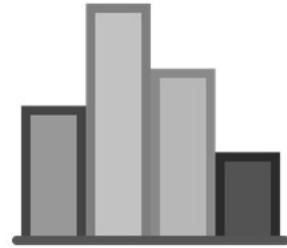


Spelling Sleuth

Draw a circle around the correct spelling for each picture.




phonics fonics phoniks



graff graf graph



fantom phantom hnatom



phat fat ffat



phan fin fan



foj phog fog

Picture and Sentencing Matching

Read each sentence and draw a line to the picture it matches.

We have
phonics
in class.

I saw
the
sphinx.

The
elephant
has tusks.




Write a sentence for the odd picture:

Sound Spotter

Circle or colour the pictures that use the sound in the middle.



e w




Letter Formation

Trace the letter with your finger.
You can practice writing it in different ways.

Use dough and
make the
letters.

Use pages from
a newspaper
and write the
sound using felt
tips.

Use your
toys to
make the
letters.



Use
different
colours
and write
a
rainbow
sound.

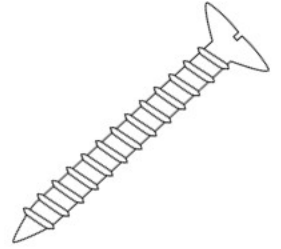
If you have chalk write
the sound and then go
over it with water and
a brush.

Go outside use water
and a paint brush to
write the letters.

Read It Match It

Read the word and match it to the correct picture

blew



chew



drew



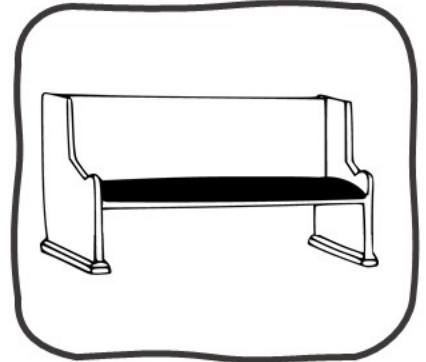
screw




Read It Match It

Read the word and match it to the correct picture

stew




few



dew



pew




Spelling Sleuth

Draw a circle around the correct spelling for each picture.




croo crue crew



pyoo pue pew




news noos nues



styoo stue stew



glue gloo glew



rescyoo rescue rescew

Picture and Sentencing Matching

Read each sentence and draw a line to the picture it matches.

The dog
will chew
it up.

Blow a
kiss.

The crew
will help
you.



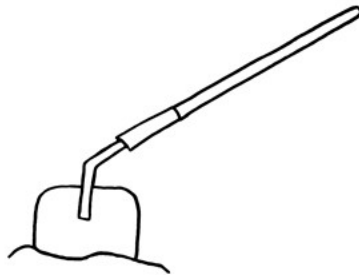
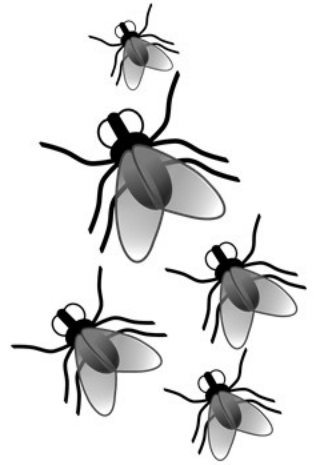
Write a sentence for the odd picture:

Sound Spotter

Circle or colour the pictures that use the sound in the middle.



oo ee



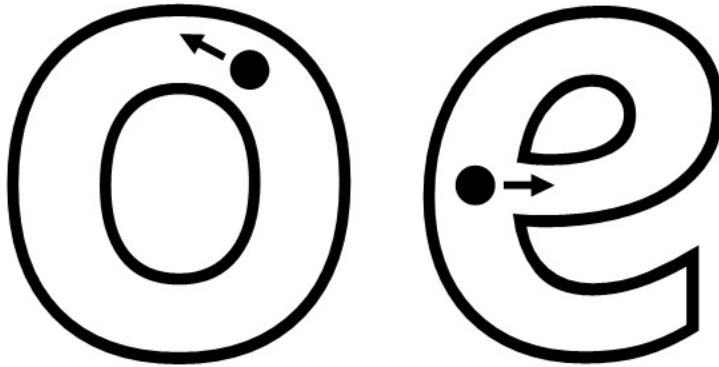
Letter Formation

Trace the letter with your finger.
You can practice writing it in different ways.

Use old potatoes
write the
letters that
make the sound
on them.

Use different
colours and write
the sound.

Use chalk
outside to
write the
sound in
different
sizes.



Use
shaving
foam in
a tray
and
write
the
sound.

Use fingers and paints
and write the letters
that make the sound.

Use your toys and
make the letter with
them.

Read It Match It



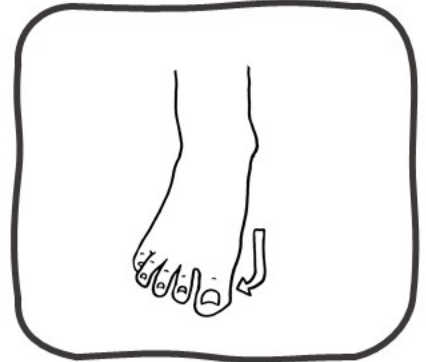
Read the word and match it to the correct picture

hoe

tomatoes

potatoes

toe



Spelling Sleuth

Draw a circle around the correct spelling for each picture.




doe doa deo



tiptoa tipto tiptoe




wo woe woa



fow foa foe



floet float flot



toest tost toast


Picture and Sentencing Matching

Read each sentence and draw a line to the picture it matches.

The garden needs a hoe.

We are super heroes.

This is my big toe.



Write a sentence for the odd picture:

Revise Sounds

Use a dice or write numbers 1 – 6 on paper and pick a number. Move that many spaces and read the sound you land on.

ie	ue	ea	oe	Finish
ew				
ph	aw	ou	ir	oy
				oe
ew	ie	ue	ea	wh
ph				
aw	ou	ir	ay	Start

Revise Spelling

Write the word for each picture by writing a sound in each box.



--	--	--	--



--	--	--



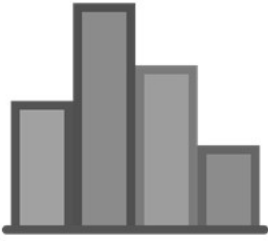
--	--	--	--	--



--	--	--	--	--

Revise Spelling


Write the word for each picture by writing a sound in each box.



--	--	--	--



--	--



--	--	--



--	--	--

Climb to the top

Write numbers 1 – 3 on paper and pick a number. Read the word you land on. There are three games you can play.

finish
phonics
whisper
alphabet
woe
elephant
heroes
phantom
goes
dolphin
new
when
start

finish
renew
why
chew
whole
flew
whose
threw
which
brew
toe
phonics
start

finish
potatoes
whom
tomatoes
whenever
nephew
where
mildew
who
knew
what
grew
start

Speed Read Tricky Words

Read the words and time how quickly you can read them.

oh

their

people

Mr

Mrs

looked

come

were

there

little

one

so

do

what






some

have

like

said

Tricky Word Spell

 Read the word	 Join the dots	 write a rainbow	 Write each letter in a different colour	 Cover the words up and write them
have	have	have		
were	were	were		
said	said	said		
like	like	like		
some	some	some		

Tricky Word Hunt


Can you find the tricky words.....

have were said
some like

s	a	i	d	l	i	k	e
a	m	h	a	v	e	c	t
i	w	s	u	s	o	m	e
d	t	s	i	w	e	r	e
a	w	o	m	d	l	r	h
n	e	m	v	k	i	w	a
o	r	e	t	u	k	m	v
v	e	c	t	h	e	d	e

Credits

Thank you to all these amazing clipart creators



You do not have to print this page but we have to include it due to the licences of the clipart used.