





Phase 2

Home Learning



Pack 3

Revise Sounds

Practice saying these sounds. As a challenge time how quick you can say them.

s

m

t

d

p

i

a



n




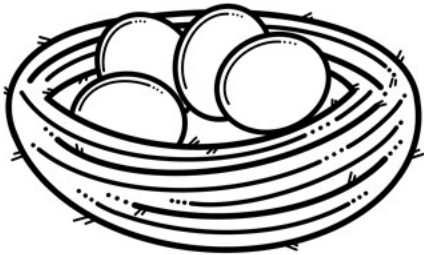

Ask an adult to say the sounds and time how quick you can write them.

Sound Spotter

Circle or colour the pictures that start with the sound in the middle.



g

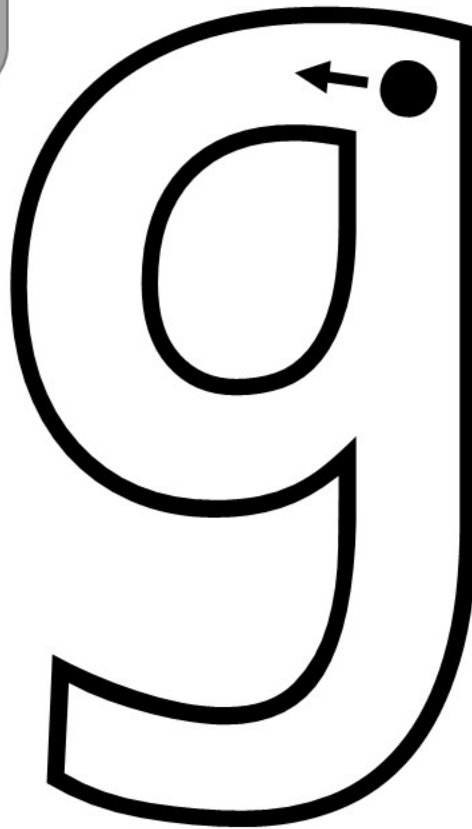


Letter Formation

Trace the letter with your finger.
You can practice writing it in different ways.

Use a tray with salt or sand and use your finger to write it

Use green paint or crayons to write the sound.



Make it out of playdough or plasticine.

Write it on green paper.

Use objects you find outside and make the letter on the grass.

If you have grapes use them to make the letter.

Sound Finder

Dab, highlight or colour the sound:

g

| | | | | |
|---|---|---|---|---|
| g | c | k | o | c |
| k | g | o | g | k |
| o | c | g | k | o |

Use newspapers and magazine. Find the sound and cut them out. Stick them in the box below:

Reading Time

Practice reading the words below:

g a g

g i g

n a g

g a p

s a g

g a s

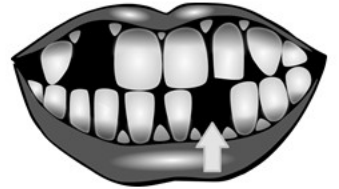
Read It Match It

Read the word and match it to the correct picture


tag



pig



dig




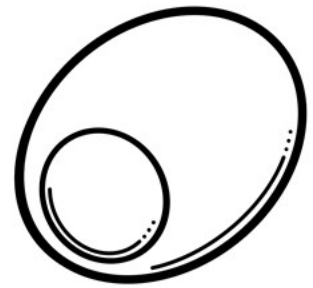





gap



Sound Spotter

Circle or colour the pictures that start with the sound in the middle.




Letter Formation

Trace the letter with your finger.
You can practice writing it in different ways.

Use a tray with salt or flour and use your finger to write it

Use water and a brush outside to write the sound.

Write the sound on an orange or use the segments to make the letter.



Use orange crayons or paint and write the letter.

Make the sound out your toys.

Be creative and find different objects to make the letter.

Sound Finder

Dab, highlight or
colour the sound:

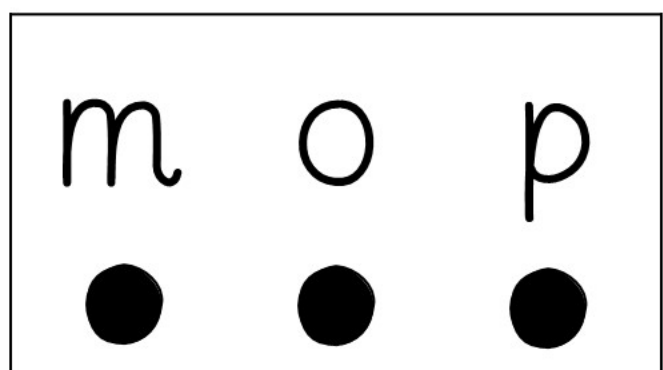
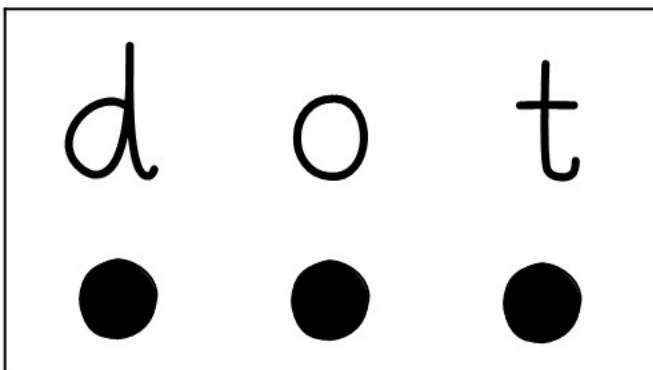
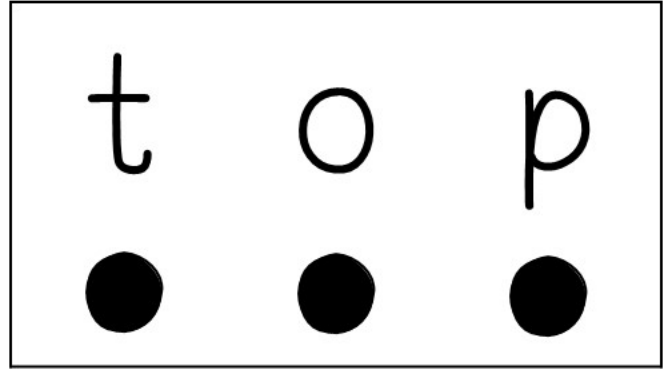
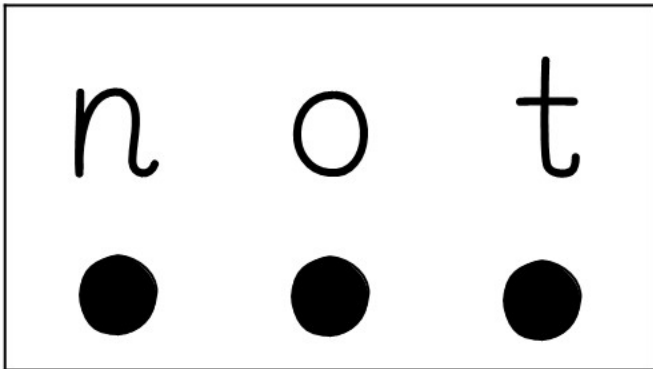
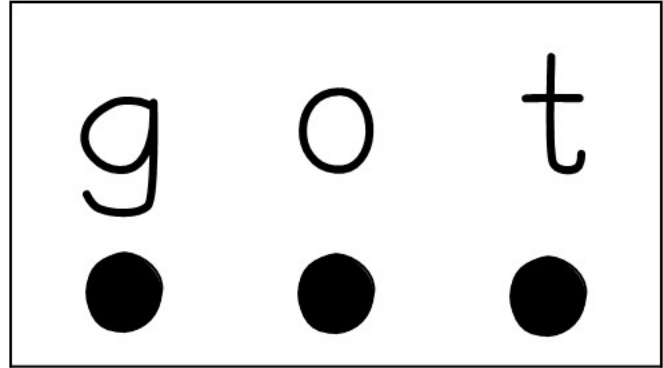
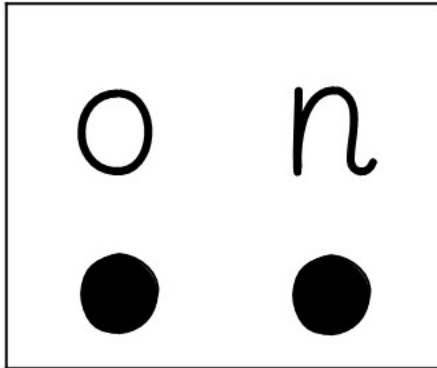
o

| | | | | |
|---|---|---|---|---|
| c | o | g | e | o |
| k | c | g | O | K |
| C | O | k | o | g |

Use newspapers and magazine. Find the sound and
cut them out. Stick them in the box below:

Reading Time

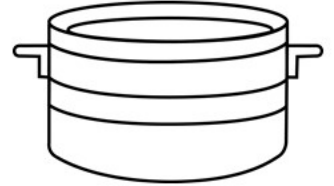
Practice reading the words below:



Read It Match It

Read the word and match it to the correct picture


mop



pot



pop






dog



Sound Spotter

Circle or colour the pictures that start with the sound in the middle.




Letter Formation

Trace the letter with your finger.
You can practice writing it in different ways.

Use a tray with
salt or flour
and use a
carrot to write
it.

Use a toy car and
some paint in a
tray. Roll the car
to make the letter.

Write the
letter on a
carrot.
How many
can you fit
on?



Use your
favourite
colour and
write the
letter.

Go outside and
use a stick to
write the sound
in mud.

Use objects you
find at home to
make the letter.

Sound Finder

Dab, highlight or
colour the sound:

C

| | | | | |
|---|---|---|---|---|
| K | c | o | e | O |
| k | c | g | O | K |
| C | O | k | o | g |

Use newspapers and magazine. Find the sound and
cut them out. Stick them in the box below:

Reading Time

Practice reading the words below:

c a n



c o t



p a m



T i m



S a m



m a p



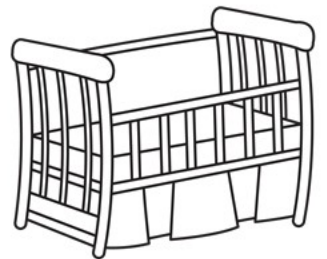
Read It Match It

Read the word and match it to the correct picture

cat



cop



cot





can

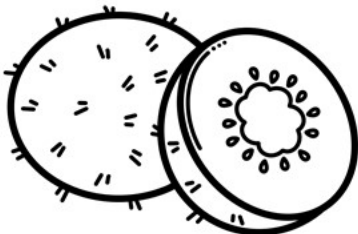
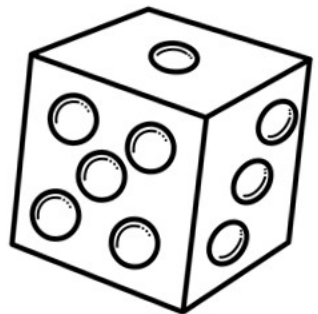




Sound Spotter

Circle or colour the pictures that start with the sound in the middle.



K



Letter Formation

Trace the letter with your finger.
You can practice writing it in different ways.

Use a tray with salt or flour and use a key to write it.

Use your toys to make the letter.

Make it out of plasticine or playdough.



Make a kite and decorate it by writing the letter in different colours and sizes.

Go outside use a brush and water and write the sound.

Use finger paints to write the sound.


Sound Finder

Dab, highlight or colour the sound:

k

| | | | | |
|---|---|---|---|---|
| K | c | k | o | g |
| k | o | k | g | c |
| c | g | k | o | K |

Use newspapers and magazine. Find the sound and cut them out. Stick them in the box below:



Reading Time

Practice reading the words below:

k i t



k i d



K i m



Revise Sounds

Use a dice or write numbers 1 – 6 on paper and pick a number. Move that many spaces and read the word you land on.

| | | | | |
|---|---|---|---|--------|
| m | d | n | k | Finish |
| i | | | | |
| t | p | s | a | k |
| | | | | d |
| o | t | m | c | p |
| n | | | | |
| a | g | i | s | Start |

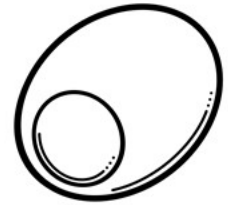
Read It Match It

Read the sound and match it to the correct picture


c



g



k



o



Sound Snap

Read the sound and match it.

k

o

g

c

c


g

o

k

Sounds Write

Write the sound the each picture begins with in the box below:



Revise Spelling

Write the word for each picture by writing a sound in each box.



| | | |
|--|--|--|
| | | |
|--|--|--|



| | | |
|--|--|--|
| | | |
|--|--|--|

Revise Spelling

Write the word for each picture by writing a sound in each box.



| | | |
|--|--|--|
| | | |
|--|--|--|



| | | |
|--|--|--|
| | | |
|--|--|--|

Credits

Thank you to all these amazing clipart creators



You do not have to print this page but we have to include it due to the licences of the clipart used.