

Phase 5

Home Learning



ou



Pack 1

Revise Phase 3 Sounds

Practice saying these sounds. As a challenge time how quick you can say them.


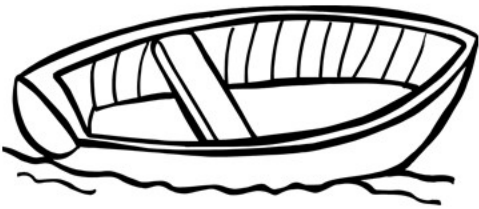
j	igh	qu	oi
ar	v	oa	air
y	or	w	oo
ure	z	ur	x
ai	ear	zz	ow
ee	air		




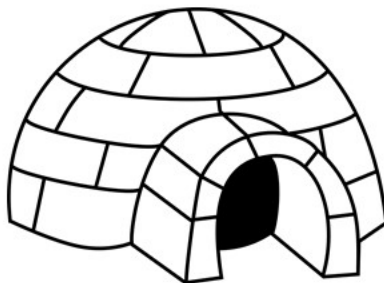
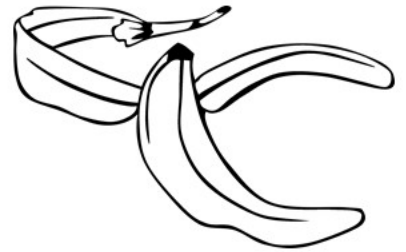
Ask an adult to say the sounds and time how quick you can write them.

Sound Spotter

Circle or colour the pictures that use the sound in the middle.



ay




Letter Formation

Trace the letter with your finger.
You can practice writing it in different ways.

Use different types of crayons to write the sound.

Use a spray bottle and water and spray write the letters.



Use chalk outside and write it different sizes.

Be creative and find different objects to make the letter.


Make it out of playdough or plasticine.

Use wool or string to make the sound.

Read It Match It

Read the word and match it to the correct picture

tray



spray



pay



play



Spelling Sleuth


Draw a circle around the correct spelling for each picture.



sai say saiy



chayn chan chain




paint paynt pant



sprai spray spay



crayon craion cayon



snayl snaul snail



Picture and Sentencing Matching

Read each sentence and draw a line to the picture it matches.

They
can
play.

A clay
pot.



Pay for
the
hay.



Write a sentence for the odd picture:

Sound Spotter

Circle or colour the pictures that use the sound in the middle.



ou



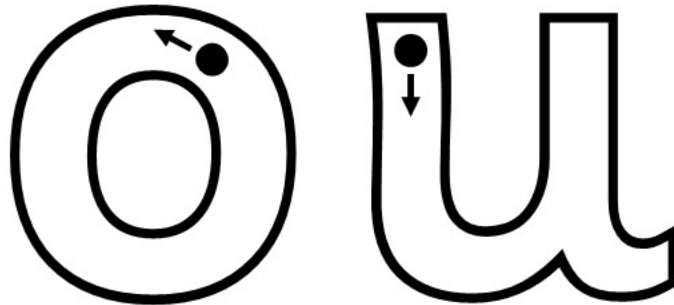
Letter Formation

Trace the letter with your finger.
You can practice writing it in different ways.

Use paints and write the letters using your fingers.

Use a car and roll it paint. Make the letters by rolling the car on paper.

Make it out of playdough or plasticine.



Use wool or string to make the sound.

Go outside and use objects you find on the ground to make the letters.

Use different colours and make rainbow letters.

Read It Match It

Read the word and match it to the correct picture


cloud



ground



found



shout



Spelling Sleuth

Draw a circle around the correct spelling for each picture.



oul owl owul



out owt oat



lowd luod loud



cloun clown clwon



towel touel towl



sond sound sownd

Picture and Sentencing Matching

Read each sentence and draw a line to the picture it matches.

This
song is
too loud.

She can
shout
loud.


I went
out.





Write a sentence for the odd picture:

Sound Spotter

Circle or colour the pictures that use the sound in the middle.



ie

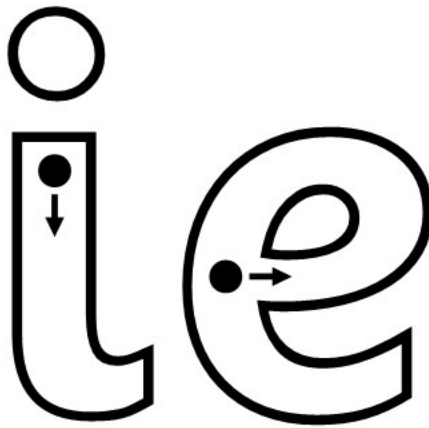


Letter Formation

Trace the letter with your finger.
You can practice writing it in different ways.

Use dough and
make the
letters.

Use a tinfoil pie
dish and some
flour or salt
and write the
sound.



If an
adult has
ties, use
them to
make the
letters.

Use
different
colours
and write
a rainbow
sound.

If you have chalk write
the sound and then go
over it with water and
a brush.

Go outside use water
and a paint brush to
write the letters.

Speed Read

Read the words and time how quickly you can read them.

pie

denied

lie

replied

tie

fried

die

spied

cried

tried



Ask an adult to say the words and time how quick you can write them.

Spelling Sleuth


Draw a circle around the correct spelling for each picture.



tight tiet tiht



fiet fight fIgt



frighs fries frIs



flighs flIs flies



liet lIt light



pie pI pigh

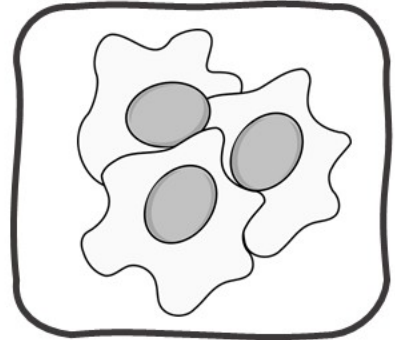
Picture and Sentencing Matching

Read each sentence and draw a line to the picture it matches.

He has
a long
tie.

Three
fried
eggs.

Flies on
a pit.




Write a sentence for the odd picture:

Sound Spotter

Circle or colour the pictures that use the sound in the middle.



ea



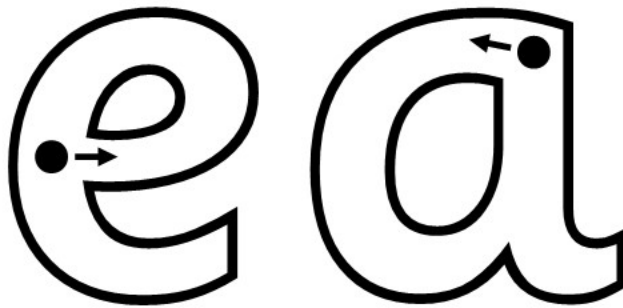
Letter Formation

Trace the letter with your finger.
You can practice writing it in different ways.

Use peach
coloured paint
and write the
letters using
your fingers.

Go outside and
find leaves.
Write the sound
on them.

Use flour
or salt in a
tray and
practice
writing
the
letters.



If you
have
beads use
them to
make the
letters.

If you have chalk write
the sound and then go
over it with water and
a brush.

Use your toys and
make the letter with
them.

Read It Match It

Read the word and match it to the correct picture

leaf



beak



read



bead



Spelling Sleuth

Draw a circle around the correct spelling for each picture.



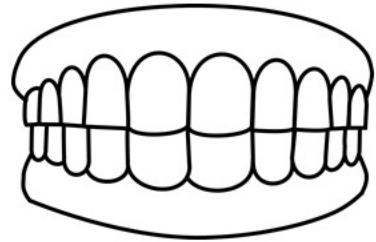
seel seal seul



feat feet fet



peach peech pech



teath teth teeth



meet met meat



threa three thre


Picture and Sentencing Matching

Read each sentence and draw a line to the picture it matches.

I see sea
and sand
at the
beach.

A cup
of tea.

He
reads
a book.



Write a sentence for the odd picture:

Revise Sounds

Practice saying these sounds. As a challenge time how quick you can say them.


ay	j	sh	ow
ai	ng	v	th
x	ee	ou	w
oo	y	igh	or
ie	ar	z	oa
qu	ur	oi	zz
ear	ch	air	ea
er	ure		



Ask an adult to say the sounds and time how quick you can write them.

Revise Spelling


Write the word for each picture by writing a sound in each box.



--	--	--



--	--



--	--	--	--



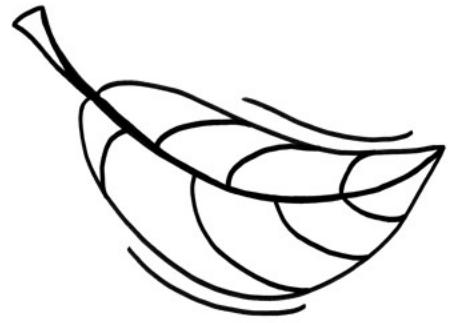
--	--	--

Revise Spelling

Write the word for each picture by writing a sound in each box.



--	--	--



--	--	--



--	--	--	--



--	--

Roll and read

Use a dice or write numbers 1 – 6 on paper and pick a number. Move that many spaces and read the word you land on.

read	proud	day	sound	Finish
out				
cloud	replied	may	treat	lie
				found
about	tried	read	spray	steam
crayon				
seat	cried	loud	day	Start






Tricky Word Hunt

Can you find the tricky words.....

like said have
some were


s	a	i	d	l	i	k	e
a	m	h	a	v	e	c	t
i	w	s	u	s	o	m	e
d	t	s	i	w	e	r	e
a	w	o	m	d	l	r	h
n	e	m	v	k	i	w	a
o	r	e	t	u	k	m	v
v	e	c	t	h	e	d	e

Tricky Word Spell

 Read the word	 Join the dots	 write a rainbow	 Write each letter in a different colour	 Cover the words up and write them
some	some	some		
like	like	like		
said	said	said		
have	have	have		
were	were	were		

Credits

Thank you to all these amazing clipart creators



You do not have to print this page but we have to include it due to the licences of the clipart used.