



Phase 5

Home Learning



2, 4, 6,
8, 10
12, 14,
16, 18

e-e



Pack 4

Revise Sounds

Practice saying these sounds. As a challenge time how quick you can say them.

ay	er	ar	ng
oa	th	ure	oo
ch	igh	ou	air
ear	sh	ee	w
j	oi	v	ai
qu	ie	ow	x
ur	y	z	ea
oy	or	zz	ue
wh	ir	aw	ew
	oe	ph	




Ask an adult to say the sounds and time how quick you can write them.

Sound Spotter

Circle or colour the pictures that uses the sound in the middle.



au

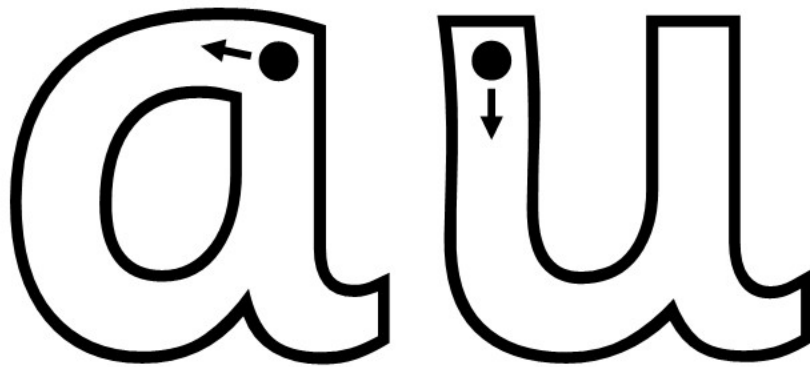


Letter Formation

Trace the letter with your finger.
You can practice writing it in different ways.

Use water and a brush outside and write the letters that make the sound.

Use building blocks such as Lego to make the letters.



Use water and a paintbrush and write the sound.

Be creative and find different objects to make the letter.

Pour some sauce onto a plate and use your finger to write the sound.

Write the sound using your favourite colour.

Read It Match It

Read the word and match it to the correct picture


author



launch



haunt



astronaut



Spelling Sleuth


Draw a circle around the correct spelling for each picture.



hornt hawnt haunt



hawk hork hauk




fort fawt fort



awthor orthro author



draw drau dror



nauth north nawth


Picture and Sentencing Matching

Read each sentence and draw a line to the picture it matches.

It is
Autumn.

Launch
the
rocket


He is a
author.




Write a sentence for the odd picture:

Sound Spotter

Circle or colour the pictures that uses the sound in the middle.



ey



Letter Formation

Trace the letter with your finger.
You can practice writing it in different ways.

Be creative and
make the sound
out of things in
your house.

Use salt or
flour in tray
and use a key to
write the
letters.

Use money
to make
the
letters.



Use wool
or string
to make
the
sound.

Go outside write
it in the dirt
using your
finger or a key.

Write the sound
in rainbow
colours.


Read It Match It

Read the word and match it to the correct picture

valley



chimney



donkey



jockey



Spelling Sleuth

Draw a circle around the correct spelling for each picture.




vallea valley vallee



beyd beed bead



sleep sleap sleyp



donkey donkee donkea



peeck peych peach



coffey coffea coffee


Picture and Sentencing Matching

Read each sentence and draw a line to the picture it matches.

The
monkey
has a
stick.

I have a
chimney
on my
roof.

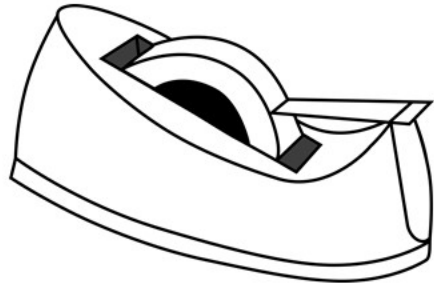

The
trolley is
full of
shopping.






Write a sentence for the odd picture:

Sound Spotter

Circle or colour the pictures that start with the sound in the middle.



a-e

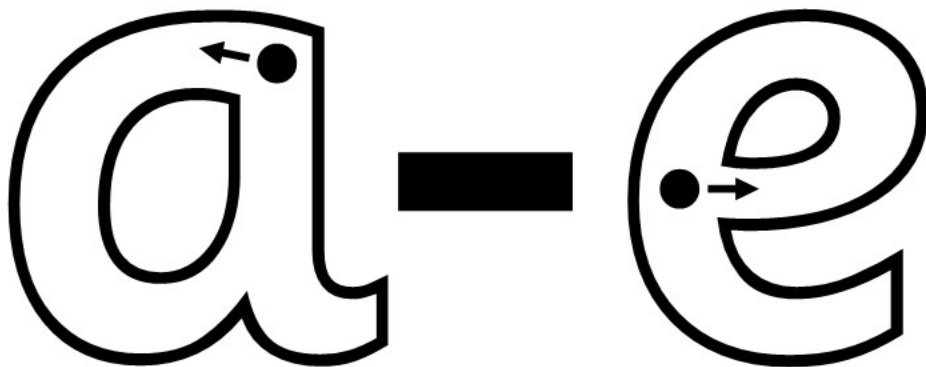


Letter Formation

Trace the letter with your finger.
You can practice writing it in different ways.

Use washi or
other types of
tape and make
the letters.

Make the letters
out of salt dough
and bake it.



Use a salt
shaker and
shake it to
form the
letters.

Use different colours
and make rainbow
letters.


Read It Match It

Read the word and match it to the correct picture

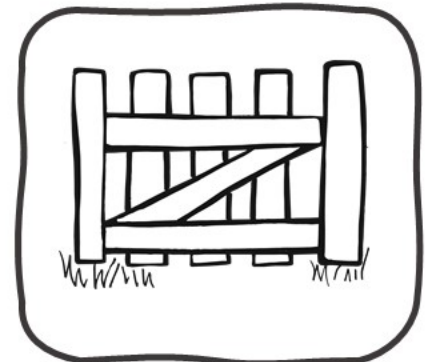
snake




cake



game

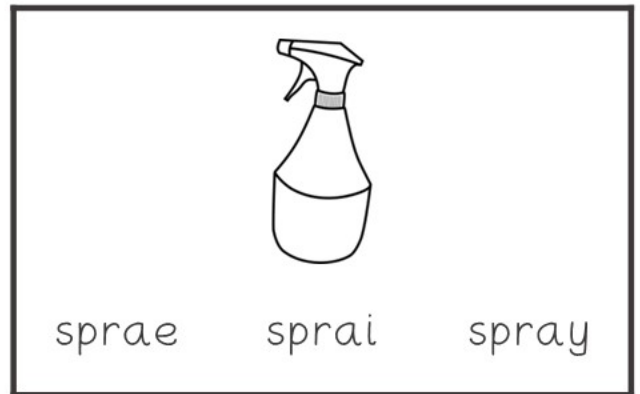
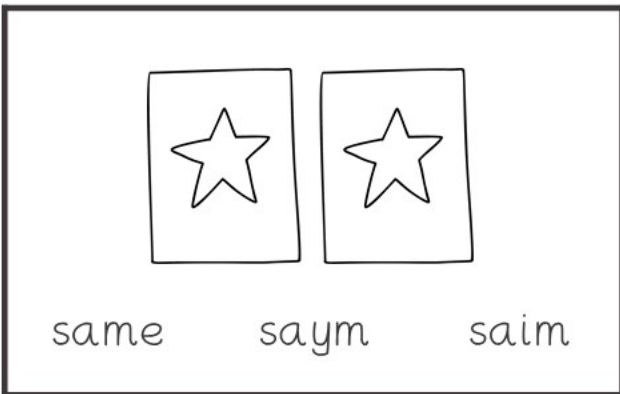



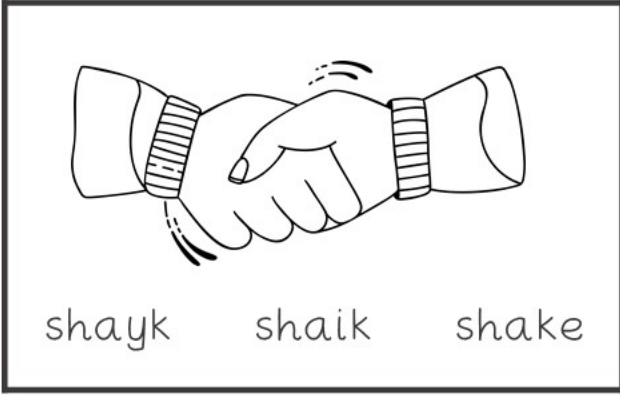


gate



Spelling Sleuth

Draw a circle around the correct spelling for each picture.



Picture and Sentencing Matching

Read each sentence and draw a line to the picture it matches.

I need
to wake
up.

Rake
them
up.

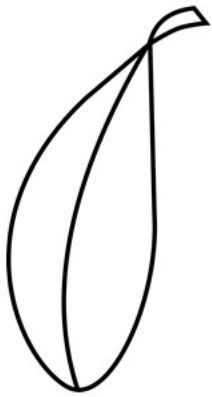
I must
make
my bed.




Write a sentence for the odd picture:

Sound Spotter

Circle or colour the pictures that use the sound in the middle.



e-e

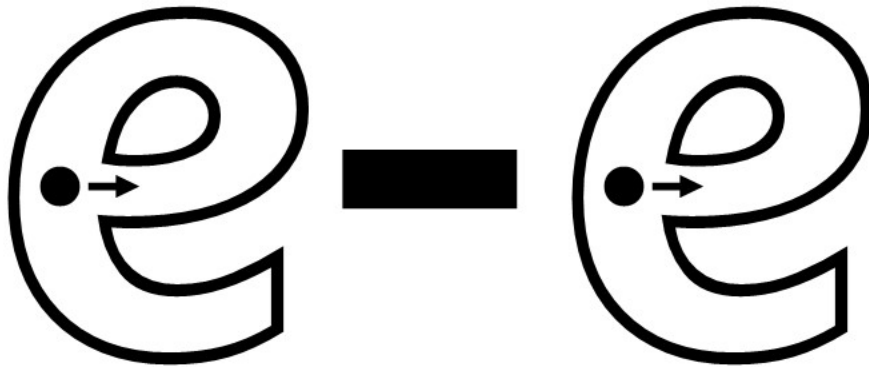


Letter Formation

Trace the letter with your finger.
You can practice writing it in different ways.

Use chalk outside
to write the
sound in
different sizes.

Use different
colours and write
the sound.



Use rice, sand, salt or
flour in a tray and use
your finger to write the
sound.

Use your toys and
make the letter with
them.

Speed Read

Read the words and time how quickly you can read them.

these

even

theme

gene

scene

complete

extreme

concrete

delete

evening

Pete

Eve






Steve



Challenge

Ask an adult to say the words and time how quick you can write them.

Spelling Time

 Read the word	 Join the dots	 write a rainbow	 Write each letter in a different colour	 Cover the words up and write them
these	these	these		
even	even	even		
theme	theme	theme		
complete	complete	complete		
delete	delete	delete		

Picture and Sentencing Matching

Read each sentence and draw a line to the picture it matches.

There is a delete button.

The playground is made from concrete.

These numbers are even.

2, 4, 6,
8, 10
12, 14,
16, 18



Write a sentence for the odd picture:

Revise Sounds

Use a coin or a counter and flick it on to a sound. Use your fingers to move like hopscotch and read each sound you land on. Miss out reading the sound with the coin/counter.

ph

ue

aw

wh

ew

ph

ue

wh

oy

ir

a-e

e-e

ea

ey

ou

ie

oe

au

ay


ew

Revise Spelling


Write the word for each picture by writing a sound in each box.



--	--	--	--	--	--



--	--	--	--




--	--	--	--	--



--	--	--	--	--

Revise Spelling

Write the word for each picture by writing a sound in each box.



--	--	--	--



--	--	--	--

2, 4, 6,
8, 10
12, 14,
16, 18



--	--	--	--



--	--	--	--

Climb to the top

Write numbers 1 – 3 on paper and pick a number. Read the word you land on. There are three games you can play.

finish
haul
these
made
donkey
haunted
gene
race
valley
automatic
amaze
key
start

finish
money
daub
even
make
jockey
August
scene
same
monkey
escape
delete
start

finish
came
honey
launch
theme
take
turkey
author
complete
extreme
evening
jaunty
start

Speed Read Tricky Words

Read the words and time how quickly you can read them.

oh

their

people

Mr

Mrs

looked

come

were

there

little

one

asked

do

what

some

have

called

said

Tricky Word Hunt

Can you find the tricky words.....

oh people Mr their

M	r	t	e	k	d	r	s
h	p	e	o	p	l	e	i
k	a	i	p	M	s	o	h
h	t	h	e	i	r	c	t
u	M	l	o	t	a	l	h
c	l	t	p	h	M	r	e
o	m	d	l	p	e	a	i
h	p	i	e	a	M	l	r

Tricky Word Reading

Colour the words their ■ people ■ oh ■


The word 'theirs' is written in a large, stylized font. Each letter contains smaller versions of the words 'their', 'people', and 'oh'. The letters are: 't' (contains 'their', 'people', 'oh'), 'h' (contains 'their', 'people', 'oh'), 'e' (contains 'their', 'people', 'oh'), 'i' (contains 'their', 'people', 'oh'), 'r' (contains 'their', 'people', 'oh'), and 's' (contains 'their', 'people', 'oh').

Colour the words their ■ people ■ oh ■

The word 'theirs' is written in a large, stylized font. Each letter contains smaller versions of the words 'their', 'people', and 'oh'. The letters are: 't' (contains 'people', 'oh', 'their'), 'h' (contains 'people', 'oh', 'their'), 'e' (contains 'people', 'oh', 'their'), 'i' (contains 'people', 'oh', 'their'), 'r' (contains 'people', 'oh', 'their'), and 's' (contains 'people', 'oh', 'their').

Credits

Thank you to all these amazing clipart creators



You do not have to print this page but we have to include it due to the licences of the clipart used.