


# Tricky Word Leaves

Phases 2 -5



Resource designed by



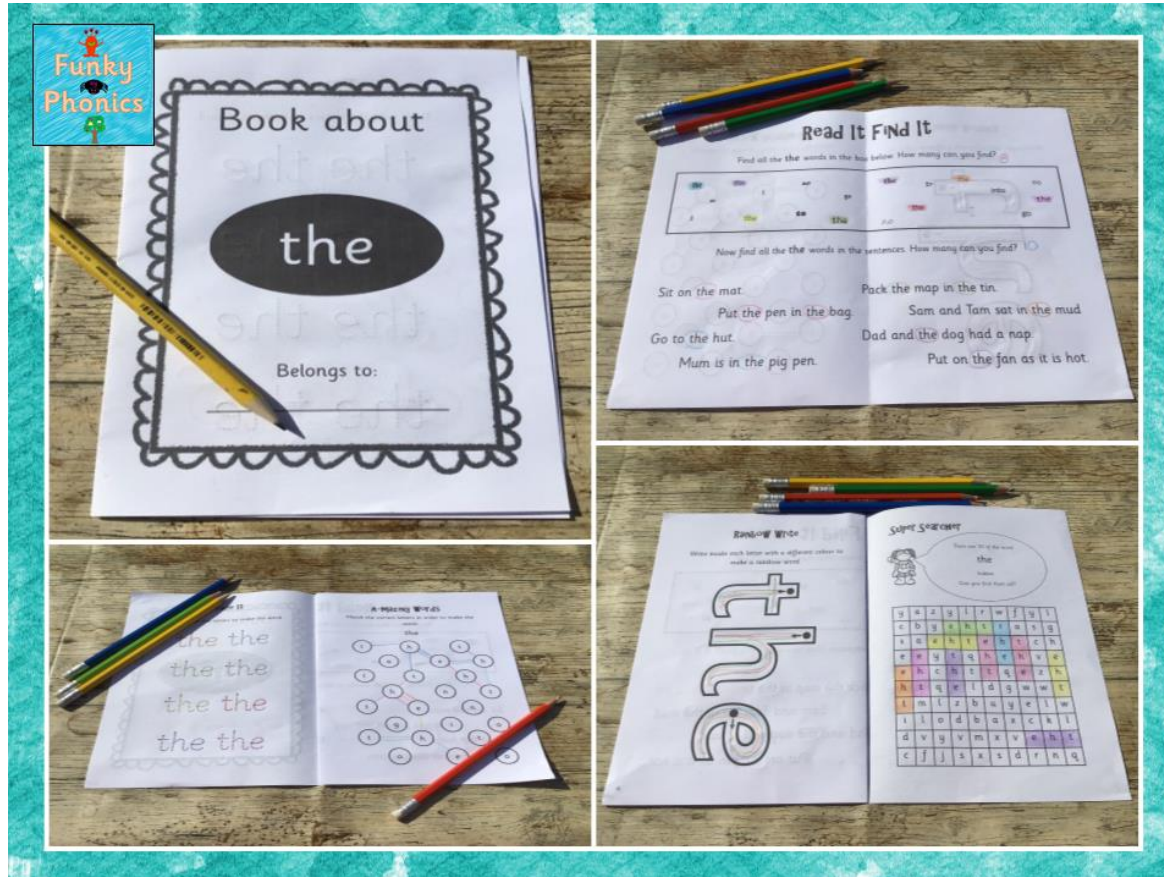
Credits



Click to find us




# Check out our: Tricky Word Books for Phases 2-5



Please click the picture to take you to the resource

Phase 2





© Funky Phonics



into

© Funky Phonics



© Funky Phonics



A large, vibrant green leaf with a dark green outline and a stem extending to the right. The word "the" is written across the center of the leaf in a white, lowercase, sans-serif font with a thick black outline. The leaf has a pointed tip on the left and a rounded bottom. The stem is a simple dark green line.

the

© Funky Phonics

A large, vibrant green leaf with a dark green outline and a central vein. The leaf is oriented horizontally, with its stem pointing towards the left. The text 'to' is written in the center of the leaf in a white, lowercase, sans-serif font with a thick black outline. The 't' is on the left and the 'o' is on the right.

to

© Funky Phonics

Phase 3



© Funky Phonics

A large, vibrant green leaf with a dark green outline and a central vein. The word "are" is written in a white, rounded, lowercase font with a black outline, centered on the leaf. The leaf has a pointed tip and a stem extending to the left.

are

© Funky Phonics

A large, vibrant green leaf with a dark green outline and a central vein. The leaf is oriented horizontally with its tip pointing to the left. The letters 'b' and 'e' are written in a white, rounded, sans-serif font with a black outline, positioned in the center of the leaf. A dark green stem extends from the right side of the leaf.

be

© Funky Phonics



© Funky Phonics

A large, vibrant green leaf with a dark green outline and a central vein. The word "he" is written in the center in a white, rounded, lowercase font with a black outline. The leaf has a stem extending to the right.

he

© Funky Phonics



A large, vibrant green leaf with a dark green outline and a central vein. The word "her" is written in the center of the leaf in a white, rounded, lowercase font with a black outline. The leaf has a pointed tip on the right and a stem extending to the left.

her

© Funky Phonics

A large, vibrant green leaf with a dark green outline and a central vein. The word "me" is written in a white, rounded, lowercase font with a black outline, centered on the leaf. A dark green stem extends from the right side of the leaf.

me

© Funky Phonics

A large, vibrant green leaf with a dark green outline and a stem extending to the left. The leaf has a pointed tip and visible veins. The word "my" is written in the center of the leaf in a white, rounded, lowercase font with a thick black outline.

my

© Funky Phonics

A large, vibrant green leaf with a dark green outline and a central vein. The word "she" is written across the middle of the leaf in a white, rounded, lowercase font with a black outline. A dark green stem extends from the right side of the leaf.

she

© Funky Phonics

A large, vibrant green leaf with a dark green outline and a stem extending to the left. The word "they" is written across the center of the leaf in a white, rounded, sans-serif font with a black outline. The leaf has a pointed tip on the right and a rounded bottom. The stem is a simple dark green line.

they

© Funky Phonics

A large, vibrant green leaf with a dark green outline and a stem extending to the right. The word "was" is written across the center of the leaf in a white, rounded, sans-serif font with a thick black outline. The leaf has a pointed tip on the left and a rounded bottom. The stem is a simple dark green line.

was

© Funky Phonics



© Funky Phonics



© Funky Phonics



Phase 4

A large, vibrant green leaf with a dark green outline and a stem extending to the right. The word "come" is written across the center of the leaf in a white, rounded, lowercase font with a black outline. The leaf has a pointed tip on the left and a rounded bottom. The stem is a simple dark green line.

come

© Funky Phonics

A large, vibrant green leaf with a dark green outline and a central vein. The word "do" is written in the center in a white, lowercase, rounded font with a thick black outline. The leaf has a stem extending to the left.

do

© Funky Phonics

A large, vibrant green leaf with a dark green outline and a central vein. The word "have" is written across the middle of the leaf in a white, rounded, lowercase font with a black outline. The leaf has a pointed tip on the left and a stem on the right.

have

© Funky Phonics

A large, stylized green leaf with a dark green outline and a stem extending to the left. The word "like" is written in the center of the leaf in a white, rounded, lowercase font with a black outline. The leaf has a light green gradient and faint vein patterns.

like

© Funky Phonics

A large, vibrant green leaf with a dark green outline and a stem extending to the right. The word "little" is written across the center of the leaf in a white, rounded, lowercase font with a black outline. The leaf has a pointed tip on the left and a rounded bottom. The stem is a simple dark green line.

little

© Funky Phonics

A large, vibrant green leaf with a dark green outline and a central vein. The word "one" is written across the middle of the leaf in a white, rounded, sans-serif font with a black outline. The leaf has a pointed tip on the right and a stem-like structure on the left.

one

© Funky Phonics

A large, vibrant green leaf with a dark green outline and a central vein. The leaf is oriented horizontally, with its stem extending to the right. The word "out" is written in the center of the leaf in a white, rounded, sans-serif font with a thick black outline. The background is plain white.

out

© Funky Phonics



A large, vibrant green leaf with a dark green outline and a stem extending to the left. The word "said" is written across the center of the leaf in a white, rounded, lowercase font with a black outline. The leaf has a pointed tip on the right and a rounded bottom. The stem is a simple dark green line.

said

© Funky Phonics

A vibrant green leaf with a dark green outline and a central vein. The leaf is oriented horizontally with its tip pointing to the left. The word "SO" is written in the center of the leaf in a bold, white, sans-serif font with a black outline. A dark green stem extends from the right side of the leaf.

SO

© Funky Phonics

A large, vibrant green leaf with a dark green outline and a central vein. The word "some" is written across the middle of the leaf in a white, rounded, sans-serif font with a black outline. The leaf has a stem extending to the left.

some

© Funky Phonics

A large, vibrant green leaf with a dark green outline and a central vein. The word "there" is written across the middle of the leaf in a white, rounded, lowercase font with a black outline. The leaf has a stem extending from the right side.

there

© Funky Phonics

A large, vibrant green leaf with a dark green outline and a central vein. The leaf is oriented horizontally, with its stem pointing towards the top-left. The word "were" is written across the center of the leaf in a white, bold, sans-serif font with a black outline.

were

© Funky Phonics

A large, vibrant green leaf with a dark green outline and a central vein. The word "what" is written across the middle of the leaf in a white, rounded, sans-serif font with a black outline. A dark green stem extends from the right side of the leaf.

what

© Funky Phonics

A large, vibrant green leaf with a dark green outline and a stem extending to the left. The word "when" is written across the center of the leaf in a white, rounded, lowercase font with a black outline. The leaf has a pointed tip on the right side and a rounded bottom. The stem is a simple dark green line.

when

© Funky Phonics

Phase 5



A large, vibrant green leaf with a dark green outline and a central vein. The word "asked" is written across the middle of the leaf in a white, rounded, lowercase font with a thick black outline. The leaf's stem is a thin, dark green line extending from the right side of the leaf.

asked

© Funky Phonics

A large, vibrant green leaf with a dark green outline and a stem extending to the left. The word "called" is written across the center of the leaf in a white, rounded, lowercase font with a thick black outline. The leaf has faint, darker green veins visible.

called

© Funky Phonics

A large, vibrant green leaf with a dark green outline and a stem extending to the right. The word "could" is written across the center of the leaf in a white, rounded, lowercase font with a black outline. The leaf has a pointed tip on the left and a rounded bottom. The stem is a simple dark green line.


could

© Funky Phonics

A large, vibrant green leaf with a dark green outline and a stem extending to the left. The word "looked" is written across the center of the leaf in a white, rounded, lowercase font with a thick black outline. The leaf has faint, darker green veins visible.

looked

© Funky Phonics



© Funky Phonics

A large, stylized green leaf with a dark green outline and a stem extending to the left. The word "Mrs" is written across the center of the leaf in a white, bold, sans-serif font with a black outline. The leaf has a pointed tip on the right and a rounded bottom. The stem is a simple dark green line.

Mrs

© Funky Phonics



© Funky Phonics

A large, vibrant green leaf with a dark green outline and a central vein. The word "people" is written across the middle of the leaf in a white, rounded, sans-serif font with a thick black outline. The leaf has a pointed tip on the right and a stem extending to the left.

people

© Funky Phonics



A large, vibrant green leaf with a dark green outline and a stem extending to the right. The word "their" is written across the center of the leaf in a white, lowercase, sans-serif font with a thick black outline. The leaf has a pointed tip on the left and a rounded bottom. The stem is a simple dark green line.

their

© Funky Phonics