

Phase 5 Phonics Homework

Name: _____

Phonics Homework

This week we have been learning these sounds:

ay

ou

ie

ea

Circle the correct grapheme for each picture:



ay

ai



igh



day

about

cried

seat

Draw a line from the picture to the word that matches it:

flies

beak

round

crayon

Phase 5

Tricky Words:

oh

their

Phase 5


Phase 5 Phonics Homework

This pack contains sheets to send home each week for homework and to inform parents/carers what their child has been learning in phonics.

There is a set of sheets for each set of sounds taught. As well as end of phase revision set with high frequency words.

Simple print or photocopy double sided.

Credits



Check out our: Phase 5 Phonic Books



Please click the picture to take you to the
resource

Name: _____

Phonics Homework

This week we have been learning these sounds:


ay

ou

ie

ea

Circle the correct grapheme for each picture:



ay

ai



ow

ou



igh

ie



ea

ee

We have been using the sounds to read these words:

day

about

cried

seat


Draw a line from the picture to the word that matches it:




flies



beak



round



crayon

Tricky Words:

oh

their

Name: _____

Phonics Homework

This week we have been learning these sounds:


oy

ir


ue

aw

Circle the correct grapheme for each picture:



oi oy



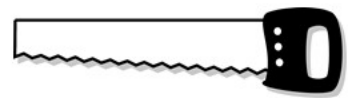
ue oo



er ir ur



ue oo



aw or

We have been using the sounds to read these words:

oyster

sir

blue

shawl

Draw a line from the picture to the word that matches it:



rescue



destroy



thirteen

13

yawn

Tricky Words:

Mr

people

Name: _____

Phonics Homework

This week we have been learning these sounds:

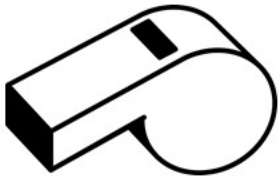
wh

ph


ew

oe

Circle the correct grapheme for each picture:



wh w



ph f



h wh



ew oo



oa oe



oo ew

We have been using the sounds to read these words:

when

whole

goes

threw

new

doe

phonics

which


Draw a line from the picture to the word that matches it:



abcdefghijklmnop
qrstuvwxyz

alphabet

stew



wheel



tiptoe

Tricky Words:

Mrs

looked

Name: _____

Phonics Homework

This week we have been learning these sounds:


au

ey

a_e

e_e

Circle the correct grapheme for each picture:



au or aw



ey ea ee



ay a_e ai



ea ee e_e

We have been using the sounds to read these words:

made

came

even

theme

August

automatic

valley

trolley

Draw a line from the picture to the word that matches it:

2, 4, 6,
8, 10,
12



tape



valley



author

even

Tricky Words:

called

asked

Name: _____

Phonics Homework

This week we have been learning these sounds:

i_e

o_e

u_e

zh


Circle the correct grapheme for each picture:



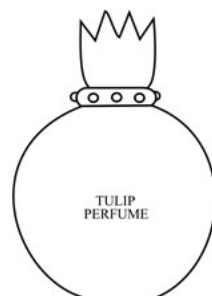
ie i_e igh o_e oe oa



s zh



oo u_e ew



ue ew u_e

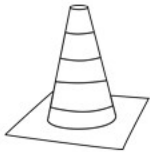
We have learnt that the s in some words makes a 'zh' sound.
We have been using the sounds to read these words:

home	those	time	line
June	use	measure	visual

Draw a line from the picture to the word that matches it:



cube



kite



treasure



cone

Tricky Words:

oh

their

oh

people

Mr

people

Mrs

looked

Mrs

Name: _____

Phonics Homework

This week we have been revisiting these sounds:

ay

ou

ie

ea

oy

ir

ue

aw

wh

ph

ew

oe

au

ey

a_e

e_e

i_e

o_e

u_e

Practice reading and spelling these high frequency words:

time

about

day

came

make

saw

made

Tricky Words:

oh

their

people

Mr

Mrs

looked

called

asked