

Resource designed by



Credits




Click to find us



How to use:

Photocopy the sheet and cut the strips. There is a section left for gluing. There are two ways these can be used. The first is join the links in number order. The second is to chose a number strip and put that many links it using different strips of paper.

Check out our: **Number Station Display Pack**



Please click the picture to take you to the resource

glue here



1

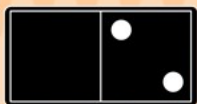


© Funky Phonics

glue here

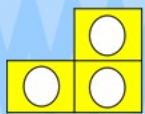


2

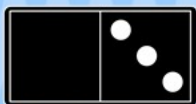


© Funky Phonics

glue here

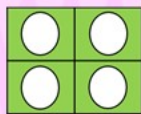


3

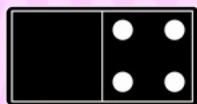


© Funky Phonics

glue here

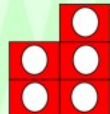


4

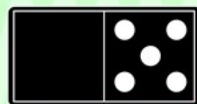


© Funky Phonics

glue here



5



© Funky Phonics

glue here



6




© Funky Phonics

glue here




7



© Funky Phonics

glue here

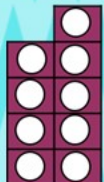


8



© Funky Phonics

glue here

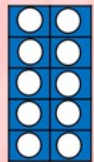


9

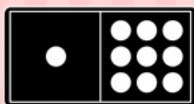


© Funky Phonics

glue here

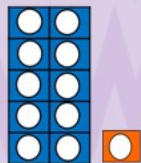


10



© Funky Phonics

glue here

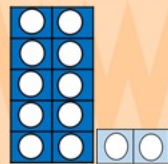


11

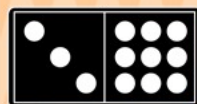


© Funky Phonics

glue here

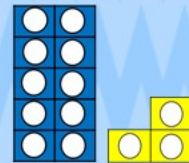


12




© Funky Phonics

glue here

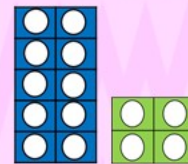


13



© Funky Phonics

glue here

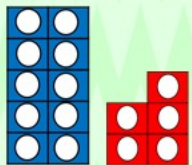


14

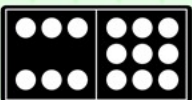
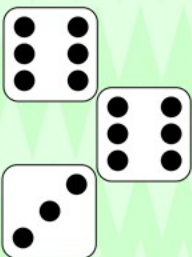


© Funky Phonics

glue here

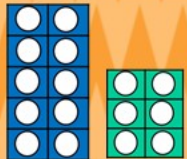


15




© Funky Phonics

glue here

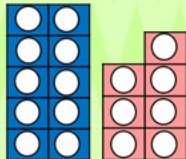


16





© Funky Phonics

glue here

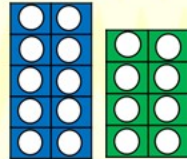


17

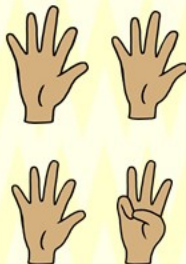


© Funky Phonics

glue here

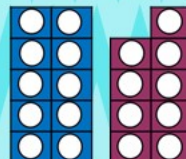


18





© Funky Phonics

glue here

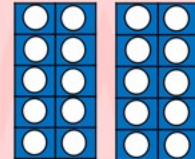


19

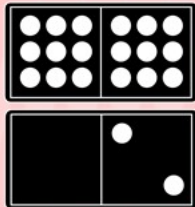


© Funky Phonics

glue here

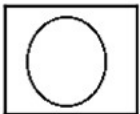


20




© Funky Phonics

glue here



1

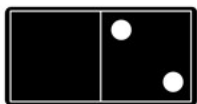


© Funky Phonics

glue here

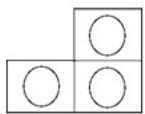


2

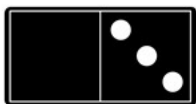


© Funky Phonics

glue here

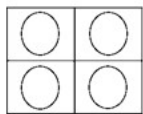


3

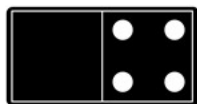


© Funky Phonics

glue here

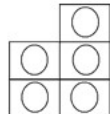


4

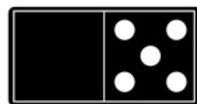


© Funky Phonics

glue here

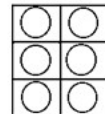


5

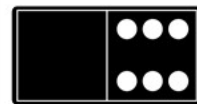



© Funky Phonics

glue here

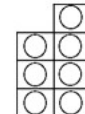


6






© Funky Phonics

glue here

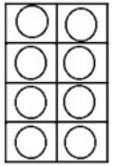


7




© Funky Phonics

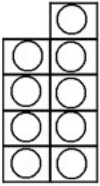
glue here




8



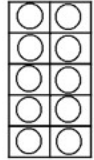
glue here



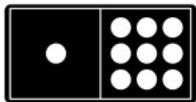
9



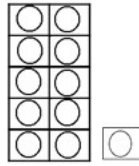
glue here





10



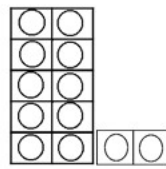
glue here





11



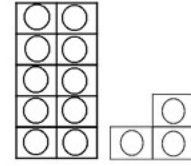
glue here




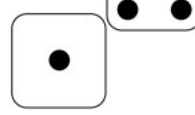

12



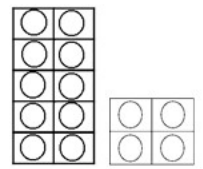
glue here




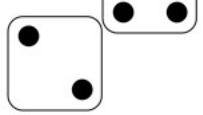
13



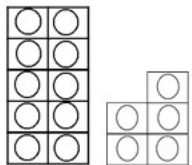
glue here





14



glue here

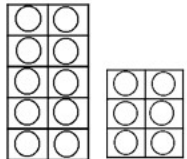


15



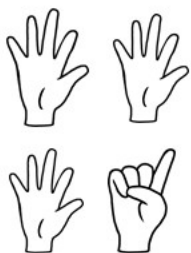


© Funky Phonics

glue here

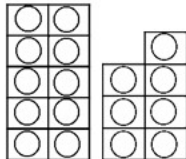


16






© Funky Phonics

glue here

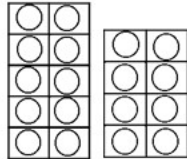


17



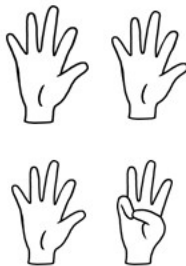


© Funky Phonics

glue here

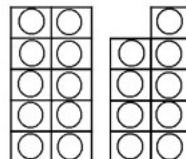


18



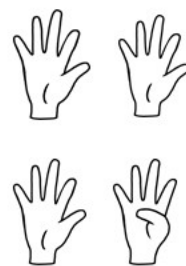


© Funky Phonics

glue here

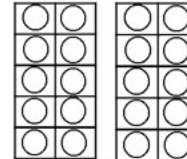


19



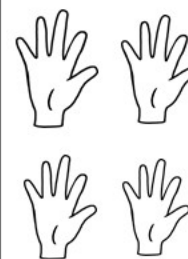


© Funky Phonics

glue here



20



© Funky Phonics