

# Phase 3

## Home Learning



er



ure

# Revise Sounds

Practice saying these sounds. As a challenge time how quick you can say them.

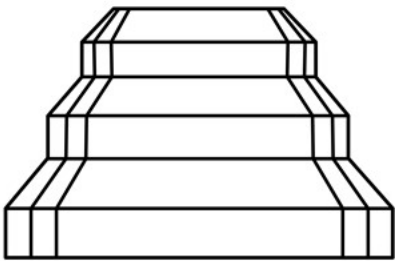
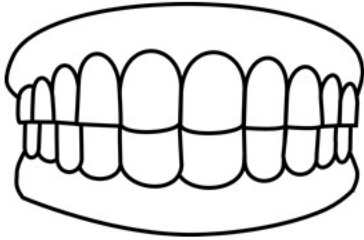
j	ff	r	a	sh	oo
e	v	l	ai	u	ur
ng	ck	w	t	ll	ar
c	b	g	ee	x	oi
y	k	h	s	o	ow
n	z	d	igh	f	or
ch	i	zz	oa	m	ear
ss	th	p	qu	oo	





Ask an adult to say the sounds and time how quick you can write them.

# Sound Spotter

Circle or colour the pictures that uses the sound in the middle.



air

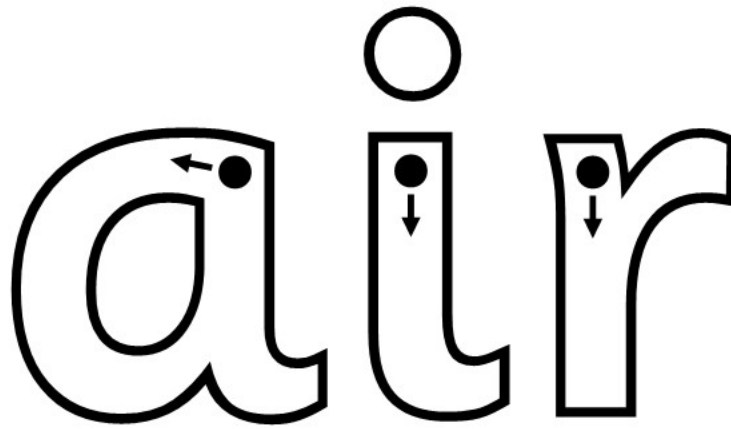


# Letter Formation

Trace the letter with your finger.  
You can practice writing it in different ways.

Use your hairbrush and write the sound in the air.

If you have a pair of rubber gloves write the air sound on them.



air

If you have stairs use your finger to write the letters that make the sound.

Use chalk outside and write it different sizes.

Use shaving gel or salt in a tray use your fingers to write the letters.

Use your favourite colours to write the sound as many times as you can in a minute. How many can you write?

# Read It Match It

Read the word and match it to the correct picture

air



hair



chair




fair



# Spelling Sleuth

Draw a circle around the correct spelling for each picture.



hair her hari




char chiar chair




fer fair fria



tharn thorn thrn



sharc shrk shark



pair pari par



# Picture and Sentencing Matching

Read each sentence and draw a line to the picture it matches.

Go up  
the  
stairs.



A pairs  
of  
boots.



Go to  
the  
fair.



Write a sentence for the odd picture:

---



---

# Sound Spotter

Circle or colour the pictures that uses the sound in the middle.



ure






# Letter Formation

Trace the letter with your finger.  
You can practice writing it in different ways.

Make a picture by  
writing ure instead  
of lines.

Be creative and use  
objects you find  
around the house to  
make the letters.

Use chalk  
outside to  
write the  
sound in  
different  
sizes.



Use  
different  
colours  
and write  
the sound.

Use water with a brush  
and go outside to write  
the sound.

Use your toys and  
make the letter with  
them.

# Speed Read

Read the words and time how quickly you can read them.

sure

lure

assure

insure

pure

cure

secure

manure

mature

ensure



Ask an adult to say the words and time how quick you can write them.

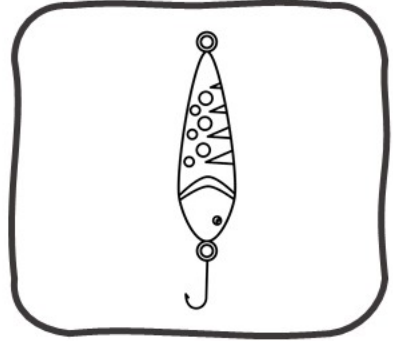
# Spelling Time

 Read the word	 Join the dots	 write a rainbow	 Write each letter in a different colour	 Cover the words up and write them
cure	cure	cure		
sure	sure	sure		
insure	insure	insure		
mature	mature	mature		
pure	pure	pure		

# Picture and Sentencing Matching

Read each sentence and draw a line to the picture it matches.

This is a  
lure.



I am sure  
this is  
pure.



This is  
too  
secure.



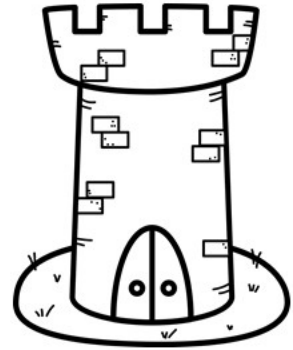
Write a sentence for the odd picture:

---



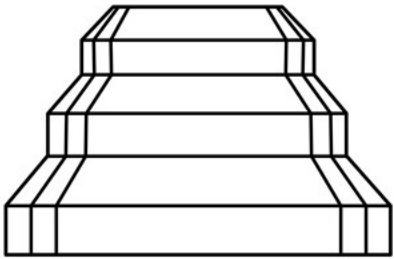
---

# Sound Spotter

Circle or colour the pictures that end with the sound in the middle.



er






# Letter Formation

Trace the letter with your finger.  
You can practice writing it in different ways.

Use different types  
or colours of paper  
and write the  
sound.

Be creative and use  
objects you find  
around the house to  
make the letters.

Use rice or  
flour in a  
tray and  
write the  
sound  
using your  
finger.



Find some  
sticks  
outside  
and use  
them to  
make the  
letters.

Use water with a brush  
and go outside to write  
the sound.

Use your toys and  
make the letter with  
them.



# Read It Match It

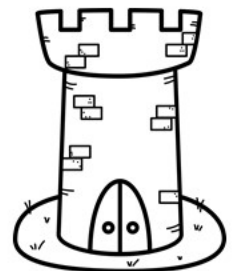
Read the word and match it to the correct picture

germ

hammer

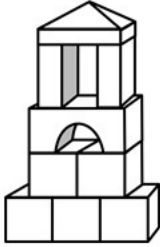
tower

ladder



# Spelling Sleuth

Draw a circle around the correct spelling for each picture.



towr tower towre




serf srf surf



hamer hammer hammr



ladder laddir laddur



fir fer fur



lettir lettur letter



# Revise Sounds - Climb to the top

Write numbers 1 – 3 on paper and pick a number. Read the word you land on. There are three games you can play.


finish
air
oa
zz
ear
ow
ai
x
igh
ar
sh
j
start

finish
oo
qu
ch
oi
ee
y
air
or
th
v
ure
start

finish
ch
sh
ear
igh
z
ure
ur
ng
w
er
oo
start

# Revise Spelling

Write the word for each picture by writing a sound in each box.



--	--	--	--



--	--



--	--

# Revise Spelling


Write the word for each picture by writing a sound in each box.



--	--	--	--



--	--



--	--



# Roll and read

Use a dice or write numbers 1 – 6 on paper and pick a number. Move that many spaces and read the word you land on.

pair	summer	better	mature	Finish
manure				
secure	dinner	cure	supper	lair
				pure
letter	assure	rocker	hair	ladder
lure				
fair	hammer	sure	air	Start

# Tricky Word Hunt

Can you find the tricky word.....

they

t	h	e	y	w
o	e	m	o	a
t	l	r	u	w
h	p	a	l	u
e	m	s	e	b

# Tricky Word Hunt

Can you find the tricky word.....

her

b	m	h	a	w
o	h	e	r	a
h	y	r	u	l
e	w	y	a	e
r	s	h	e	r

# Tricky Word Hunt

Can you find the tricky word.....

all

b	m	h	a	w
o	h	e	r	a
h	y	r	u	l
e	w	y	a	e
r	s	h	e	r

# Tricky Word Game

Use a dice or write numbers 1 – 6 on paper and pick a number. Move that many spaces and read the word you land on.

you	her	was	my	be	are	me	all	we
	they	all	are	my	her	he	she	we
								me


was	you	thet	all	are	my	her	was	be

	be	me	we	she	he	her	was	my

	he	you	she	they	we	all	me	are

# Credits

Thank you to all these amazing clipart creators



You do not have to print this page but we have to include it due to the licences of the clipart used.