

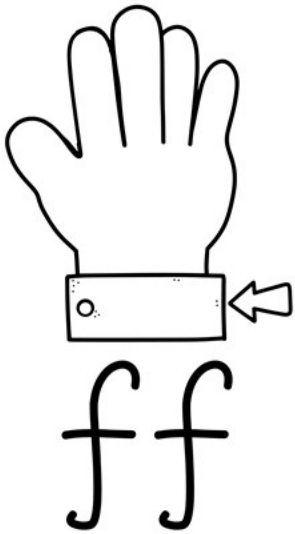


Phase 2

Home Learning



ss

Revise Sounds

Practice saying these sounds. As a challenge time how quick you can say them.

s

m

t

ck

k

d

n

u

a

p

c

r

o

i

g


e



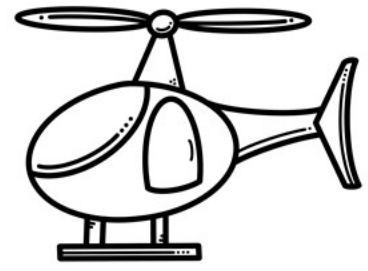


Ask an adult to say the sounds and time how quick you can write them.

Sound Spotter

Circle or colour the pictures that ends with the sound in the middle.



h



Letter Formation

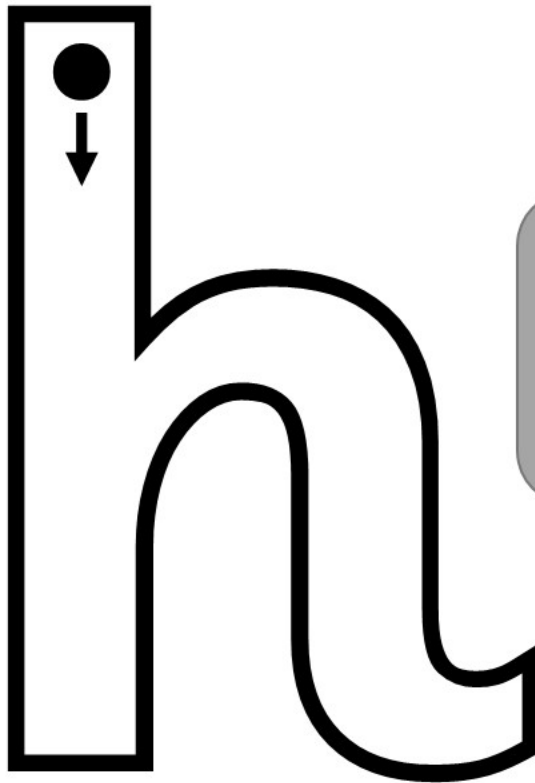
Trace the letter with your finger.
You can practice writing it in different ways.

Draw
around your
hand. Write
the letter to
decorate it

Write it your
favourite colour

Try writing
it with your
other hand

Make it out of
playdough or
plasticine.



Using paint
make
handprints and
use them to
make the sound

Go outside and use
water and a brush to
write the sound.

Sound Finder

Dab, highlight or
colour the sound:

h

b	f	h	ff	h
h	b	f	ff	b
f	b	ff	h	h

Use newspapers and magazine. Find the sound and
cut them out. Stick them in the box below:

Reading Time

Practice reading the words below:

h a d



h i m



h i s



h u m



h a s



h i t



h i p



h a c k



Read It Match It

Read the word and match it to the correct picture

hot



hit



hop



hut




Picture and Sentencing Matching

Read each sentence and draw a line to the picture it matches.

I can
hop.

I am
hot.


cat in
a hat.





Write a sentence for the odd picture:

Sound Spotter

Circle or colour the pictures that start with the sound in the middle.



b



Letter Formation

Trace the letter with your finger.
You can practice writing it in different ways.

Write the sound using a blue crayon or pen. Or write it on blue paper.

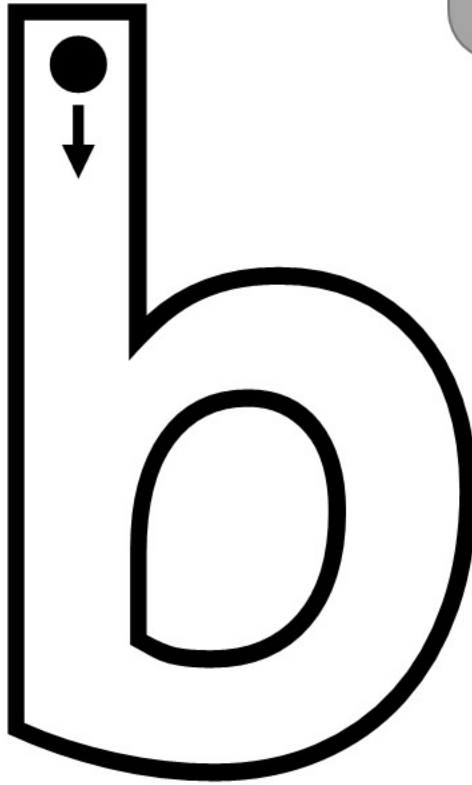
If you have buttons make the sound out of them.

Write the sound on a ball or a balloon.

Use sand, salt or flour in a tray and write the sound.

Make the sound out your toys.

Be creative and find different objects to make the letter.




Sound Finder

Dab, highlight or
colour the sound:

b

f	ff	b	h	b
h	f	f	b	ff
f	b	ff	h	b

Use newspapers and magazine. Find the sound and cut them out. Stick them in the box below:



Reading Time

Practice reading the words below:

b u t



b i g



b a c k



b e t



b i t



b a d




b u c k e t



Read It Match It

Read the word and match it to the correct picture

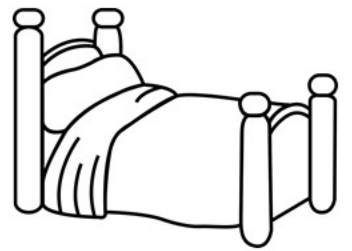
bud



bat



bag



bed



Picture and Sentencing Matching

Read each sentence and draw a line to the picture it matches.

a bug on
the bed.

go to the
bus.

dog can
beg.




10






Write a sentence for the odd picture:

Sound Spotter

Circle or colour the pictures that start with the sound in the middle.

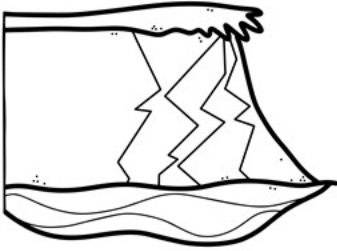


f

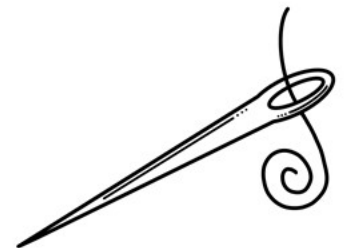

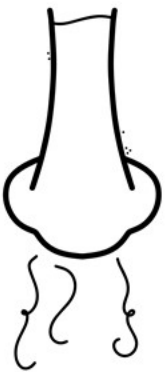
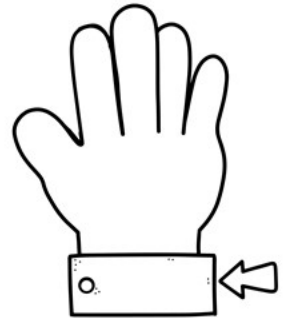


Sound Spotter

Circle or colour the pictures that ends with the sound in the middle.



f f



Letter Formation


Trace the letter with your finger.
You can practice writing it in different ways.

Draw a fish and
decorate it by
writing the
letter in
different
colours.

Use sand, flour
or salt in a tray
and use a
feather to
write the
letter.

Use finger
paints to
write the
sound.

Use your
favourite
colour and
write the
letter.



Go outside and
use a feather
and water to
write the sound.

Use objects you
find at home to
make the letter.

Sound Finder

Dab, highlight or
colour the sound:

f

h	f	h	ff	b
b	ff	f	b	h
f	h	ff	f	f

Use newspapers and magazine. Find the sound and
cut them out. Stick them in the box below:

Sound Finder

Dab, highlight or
colour the sound:

ff

l	ll	b	ff	l
ff	l	ff	l	b
ll	f	ff	b	f

Use newspapers and magazine. Find the sound and
cut them out. Stick them in the box below:

Reading Time

Practice reading the words below:

o f
● ●

i f
● ●

o ff
● ●

f i t
● ● ●

f u n
● ● ●

h u ff
● ● ●

f a t
● ● ●


f o g
● ● ●

c u ff
● ● ●

Read It Match It

Read the word and match it to the correct picture

fig



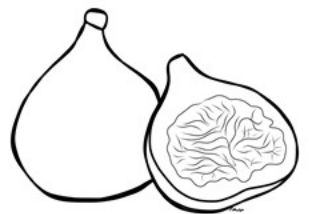
cuff



fan



puff




Picture and Sentencing Matching

Read each sentence and draw a line to the picture it matches.

I can
huff and
puff.

a big fin.


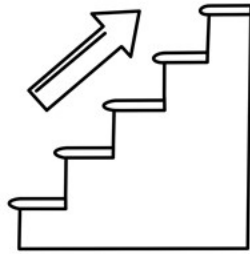

it has a
cuff.






Write a sentence for the odd picture:

Sound Spotter

Circle or colour the pictures that start with the sound in the middle.


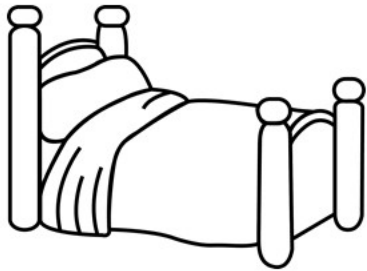
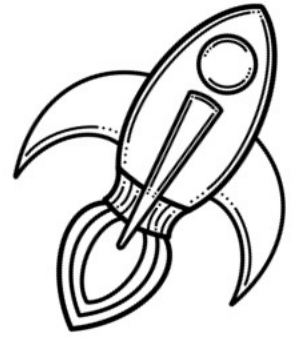



L



Sound Spotter

Circle or colour the pictures that end with the sound in the middle.



Letter Formation

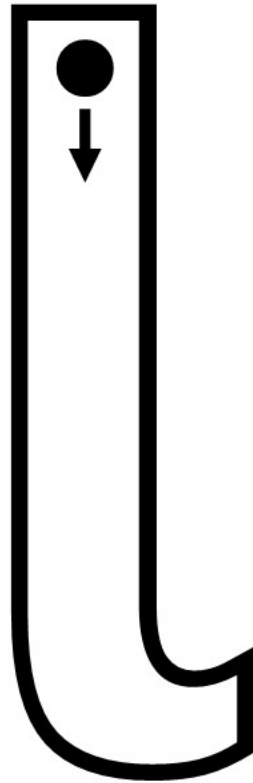
Trace the letter with your finger.
You can practice writing it in different ways.

Use a tray with salt or flour and use a leaf to write the sound.

Write the sound using your favourite colour.

Make it out of Lego.

Write it on a lemon.



Go outside and collect some leaves. Write the sound on them.

Use chalk outside to write the sound.

Sound Finder

Dab, highlight or
colour the sound:

l

ss	l	ll	ff	ll
ff	ss	l	ss	l
ll	f	ss	l	ff

Use newspapers and magazine. Find the sound and
cut them out. Stick them in the box below:


Sound Finder

Dab, highlight or colour the sound:

ll

ff	ll	ss	l	ff
ll	l	ff	ll	ll
l	ff	ll	ss	ff

Use newspapers and magazine. Find the sound and cut them out. Stick them in the box below:



Reading Time

Practice reading the words below:

l e t



l a p



l i t



f i ll



s e ll



t e ll



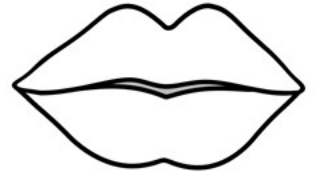
l a p t o p



Read It Match It

Read the word and match it to the correct picture

bell



lip



doll



log



Picture and Sentencing Matching

Read each sentence and draw a line to the picture it matches.

doll on a
log.

a big
bell.

I can
lick.




Write a sentence for the odd picture:

Sound Spotter

Circle or colour the pictures that end with the sound in the middle.



S S




Letter Formation

Trace the letter with your finger.
You can practice writing it in different ways.

Use a tray with salt or flour and use your finger to write the sound.

Make it out of playdough.

Write the sound using your favourite colour.



Go outside and collect some objects. Use them to make the letters.

Make it out of your toys.

Use chalk outside to write the sound.

Sound Finder

Dab, highlight or
colour the sound:

ss

l	ss	ff	ll	l
ff	l	ss	l	ff
ss	ff	ss	ff	ss

Use newspapers and magazine. Find the sound and
cut them out. Stick them in the box below:

Reading Time

Practice reading the words below:

l e ss



h i ss



m e ss



b o ss




f u ss



k i ss



f u ss p o t



Revise Sounds – Climb to the top

Write numbers 1 – 3 on paper and pick a number. Read the word you land on. There are three games you can play.

finish
r
n
ck
t
o
ss
m
ff
p
h
s
start


finish
d
e
p
c
s
d
l
i
b
a
g
start

finish
u
i
k
a
g
ll
n
f
t
o
ck
start


Read It Match It

Read the sound and match it to the correct picture

b



h



f



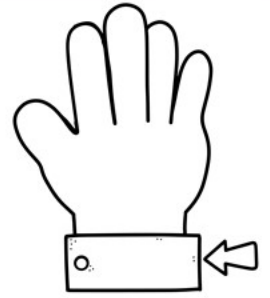
l



Read It Match It

Read the sound and match it to the correct picture

ll



ff



ss



ck



Sound Snap

Read the sound and match it.

f

l

l

f

b

h

h

b

Sound Snap

Read the sound and match it.

ff

ck

ll

ss

ss



ll

ck

ff

Sounds Write

Write the sound the each picture begins or ends with in the box below:



Sounds Write

Write the sound the each picture begins or ends with in the box below:



Revise Spelling

Write the word for each picture by writing a sound in each box.



--	--	--



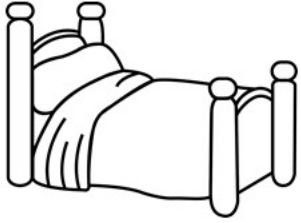
--	--	--



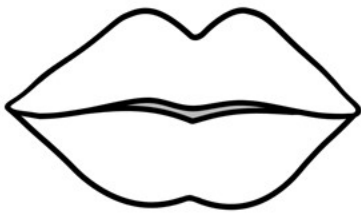
--	--	--

Revise Spelling

Write the word for each picture by writing a sound in each box.



--	--	--



--	--	--



--	--	--



--	--	--

Tricky Word Hunt

Can you find the tricky words.....

I

s	t	m	e	h
b	p	s	I	e
h	I	l	n	b
p	m	h	s	I
I	t	h	l	n

Tricky Word Hunt

Can you find the tricky words.....

no

t	h	e	b	t
s	a	n	e	h
t	p	u	a	e
h	g	l	n	m
e	d	t	h	e

Tricky Word Hunt

Can you find the tricky words.....

go

t	e	g	o	n
g	o	p	l	d
e	n	h	n	g
e	g	p	e	o
p	o	l	o	d

Tricky Word Hunt

Can you find the tricky words.....

into

s	i	n	t	o
i	h	g	a	m
n	a	i	s	t
t	g	n	m	h
o	a	t	s	g

Tricky Word Hunt

Can you find the tricky words.....

the

no

into

go


I

to

g	o	s	a	c	n	d	I
u	t	h	e	r	o	i	s
p	k	l	h	g	d	n	e
g	n	o	p	o	m	t	d
k	l	c	r	b	u	o	s
i	n	t	o	e	t	d	n
p	k	h	b	l	h	c	t
t	o	d	I	f	e	r	o

Credits

Thank you to all these amazing clipart creators



You do not have to print this page but we have to include it due to the licences of the clipart used.