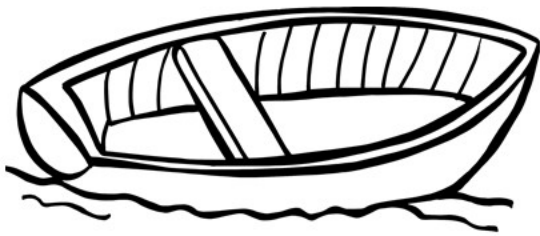




Phase 3
Home Learning



oa



ee



igh

Pack 4

Revise Sounds

Practice saying these sounds. As a challenge time how quick you can say them.

j	ff	r	sh
e	v	l	u
ng	ck	w	ll
c	b	g	x
y	k	h	o
n	z	d	f
ch	i	zz	m
ss	th	p	qu
a	t	s	





Ask an adult to say the sounds and time how quick you can write them.

Sound Spotter

Circle or colour the pictures that uses the sound in the middle.



ai



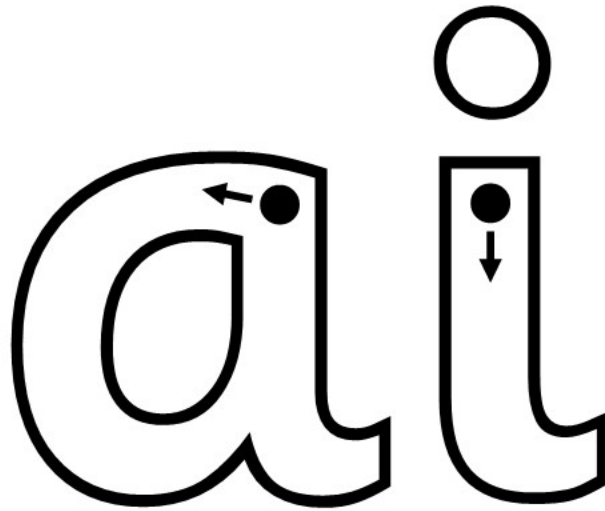
Letter Formation

Trace the letter with your finger.
You can practice writing it in different ways.

Make a paper chain and write the sound on each link.

Be creative and use objects you find around the house to make the letters.

Use chalk outside to write the sound in different sizes.



Use different colours and write the sound.


Use fingers and paints and write the letters that make the sound.

Use your toys and make the letter with them.

Read It Match It

Read the word and match it to the correct picture

chain




rain



snail



mail




Spelling Sleuth

Draw a circle around the correct spelling for each picture.




chain cain chan



nial nal nail



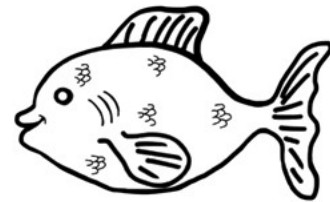
ran rain rian



moth muth moff



chec ceck check



fsh fish fihs

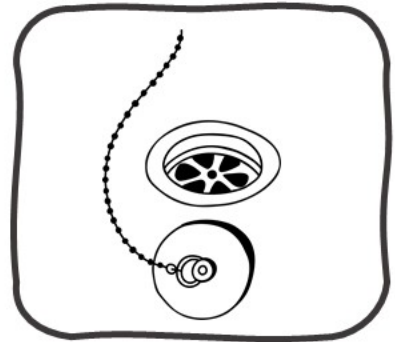

Picture and Sentencing Matching

Read each sentence and draw a line to the picture it matches.

It has
a shell.

It has a
tail.


The plug
has a
chain.



Write a sentence for the odd picture:

Sound Spotter

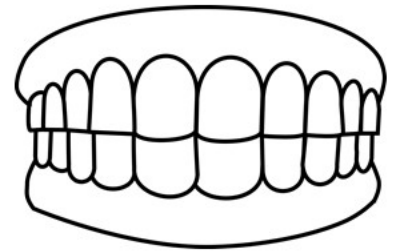
Circle or colour the pictures that use the sound in the middle.



ee ee



3



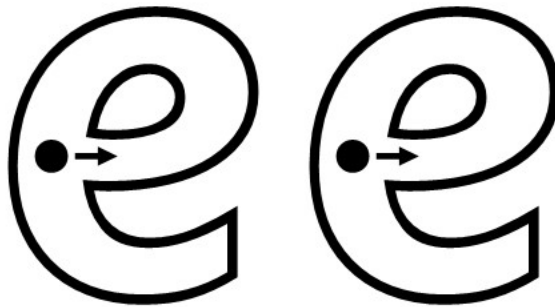
Letter Formation

Trace the letter with your finger.
You can practice writing it in different ways.

Use green paint
and write the
letters using
your fingers.

Use a car and
roll it paint.
Make the
letters by
rolling the car
on paper.

Make it
out of
playdough
or
plasticine.



Use wool
or string
to make
the
sound.

Go outside and
use objects you
find on the
ground to make
the letters.

Use different
colours and
make rainbow
letters.

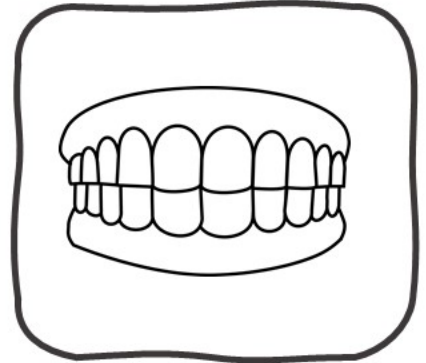
Read It Match It

Read the word and match it to the correct picture

bee




feet



seed



teeth



Spelling Sleuth

Draw a circle around the correct spelling for each picture.



foks fox fos



queen quen qeen



ieep jep jeep



wt wet wit



jam iam jm



fit feet fet


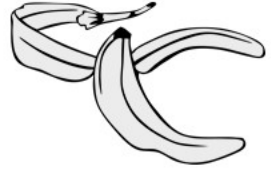
Picture and Sentencing Matching

Read each sentence and draw a line to the picture it matches.

Lots of
sheep.

I see
peel.

A bee
on a
tree.



Write a sentence for the odd picture:

Sound Spotter

Circle or colour the pictures that use the sound in the middle.



igh



Letter Formation

Trace the letter with your finger.
You can practice writing it in different ways.

Use dough and
make the
letters.

Use a torch at
night and use it
to write the
letters.



Make the
letters
out of
yours toys.

Use
different
colours
and write
a rainbow
sound.

If you have chalk write
the sound and then go
over it with water and
a brush.

Go outside use water
and a paint brush to
write the letters.

Speed Read

Read the words and time how quickly you can read them.

high

night

light

bright

fright

right

tight

might

sight

thigh

A decorative badge with a scalloped border and four flower-like shapes at the corners. The word "Challenge" is written in the center.

Challenge

Ask an adult to say the words and time how quick you can write them.

Spelling Sleuth

Draw a circle around the correct spelling for each picture.



tight tiht tigt



fIt fight fgiht



yl yell yel



sip hsip ship



liht lIt light



bank bakn bnk


Picture and Sentencing Matching

Read each sentence and draw a line to the picture it matches.

It is
tight.

I sleep
at
night.


It is
high.



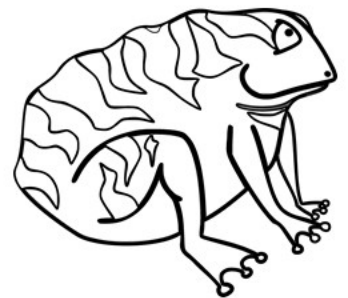

Write a sentence for the odd picture:

Sound Spotter

Circle or colour the pictures that uses the sound in the middle.



oo




Letter Formation

Trace the letter with your finger.
You can practice writing it in different ways.

Write the letters a bar of soap.

Make a paper boat and decorate it by writing the oa sound.



Use objects you find outside to make the letters.

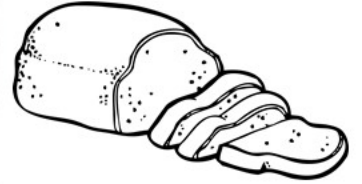
Use shaving foam in a tray and use your finger to write the sound.

Use different colours or types of pens/crayons to write the letters.

Read It Match It

Read the word and match it to the correct picture


boat




loaf



toad



coat




Spelling Sleuth

Draw a circle around the correct spelling for each picture.



sowp saop soap




mal mail mial



sig sign sing



road rod rowd



gowt goat got



quack qack quak

Picture and Sentencing Matching

Read each sentence and draw a line to the picture it matches.

Kick it in
the
goal.

The
toad is
big.

The
road is
long.



Write a sentence for the odd picture:

Revise Sounds

Use a coin or a counter and flick it on to a sound. Use your fingers to move like hopscotch and read each sound you land on. Miss out reading the sound with the coin/counter.

w

oa

j

ng

igh

ch

ee

ai

th

sh

zz

igh

x

ee

y

ai

v

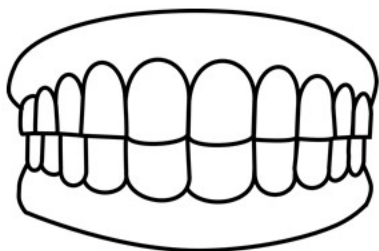
z

qu

oa

Revise Spelling

Write the word for each picture by writing a sound in each box.



--	--	--



--	--	--




--	--	--



--	--	--

Revise Spelling


Write the word for each picture by writing a sound in each box.



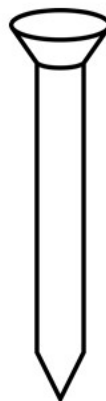
--	--	--



--	--	--









--	--	--



--	--	--

Roll and read

Use a dice or write numbers 1 – 6 on paper and pick a number. Choose a word from the row that matches the number rolled. If you can read it cover it up.

	wait	see	high	coat	hail	feel
	sigh	load	weep	light	goat	pain
	feet	might	loaf	aim	seem	night
	road	main	meet	sight	oak	tail
	keep	fight	toad	rain	week	tonight
	boatman	chain	thigh	bee	goal	tight

Tricky Word Hunt

Can you find the tricky word.....

was

b	u	w	a	s
t	w	e	l	r
m	a	y	w	o
h	s	w	a	u
w	a	s	s	r

Tricky Word - Climb to the top

Write numbers 1 – 3 on paper and pick a number. Read the word you land on. There are three games you can play.


finish
she
was
into
the
to
go
she
no
was
I
he
start

finish
was
he
she
into
was
the
no
he
to
go
I
start

finish
to
the
no
he
go
was
she
no
was
she
he
start

Credits

Thank you to all these amazing clipart creators



You do not have to print this page but we have to include it due to the licences of the clipart used.