

Tricky Word Leaves

Phases 2 - 5
Cursive Version

their



are



into



one



Resource designed by



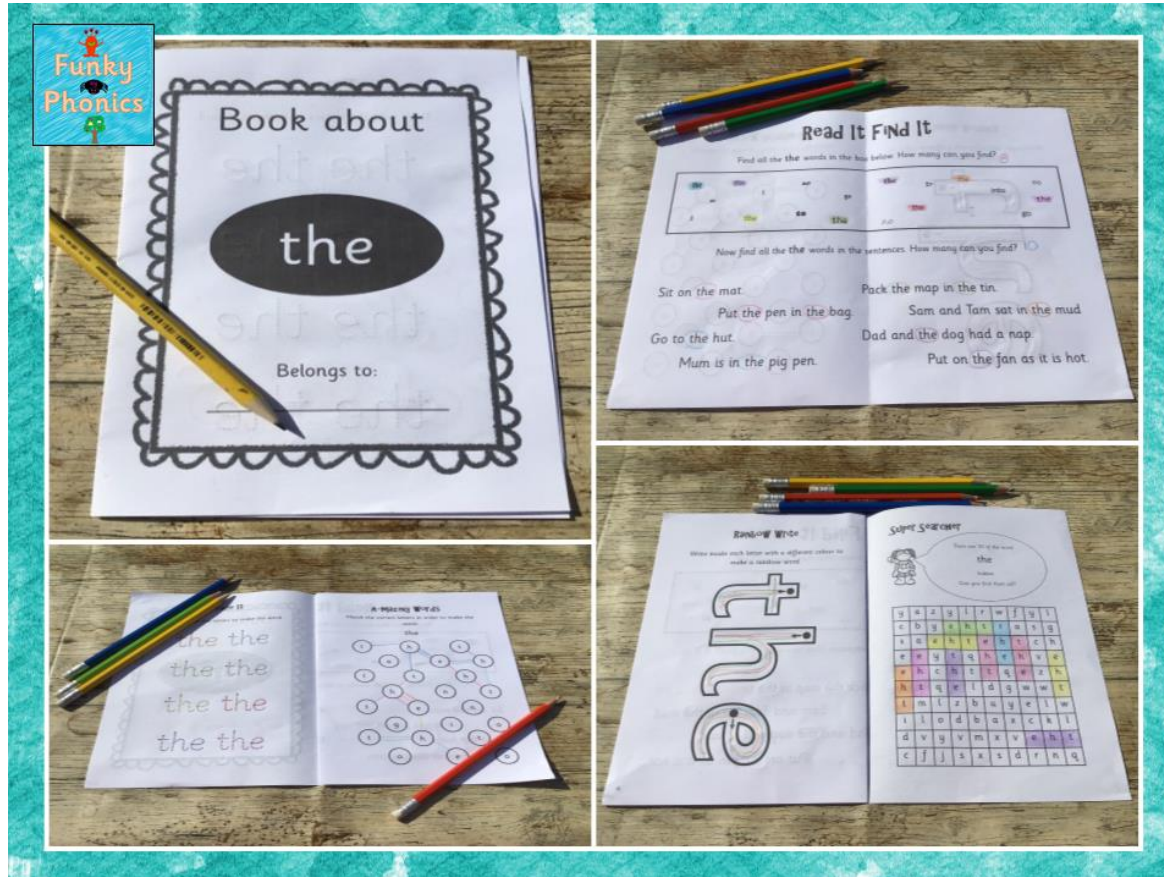
Credits



Click to find us




Check out our: Tricky Word Books for Phases 2-5



Please click the picture to take you to the resource

Phase 2



© Funky Phonics

A large, vibrant green leaf with a dark green outline and a central vein. The leaf is oriented horizontally, with its stem pointing towards the top-left. In the center of the leaf, the lowercase letters 'g' and 'o' are written in a white, rounded, cursive font with a thick black outline. The 'g' has a small loop at the bottom, and the 'o' is a simple oval shape.

g o

© Funky Phonics



into

© Funky Phonics

A large, vibrant green leaf with a dark green outline and a stem extending to the left. The leaf has faint, darker green veins. In the center of the leaf, the word "no" is written in a white, cursive font with a black outline.

no

© Funky Phonics



the

© Funky Phonics

A large, vibrant green leaf with a dark green outline and a stem extending to the left. The leaf has a simple vein pattern. In the center of the leaf, the letters 't' and 'o' are written in a white, cursive font with a black outline. The 't' is on the left and the 'o' is on the right, together forming the word 'to'.

to

© Funky Phonics

Phase 3



© Funky Phonics

A large, vibrant green leaf with a dark green outline and a stem extending to the left. The word "are" is written across the center of the leaf in a white, cursive font with a black outline. The leaf has a pointed tip on the right and a rounded bottom. The stem is a simple dark green line.

are

© Funky Phonics



© Funky Phonics



© Funky Phonics




© Funky Phonics


A large, vibrant green leaf with a dark green outline and a central vein. The word "her" is written across the middle of the leaf in a white, cursive font with a black outline. The leaf has a pointed tip on the right and a stem extending to the left.

her

© Funky Phonics



© Funky Phonics



© Funky Phonics

A large, vibrant green leaf with a dark green outline and a central vein. The word "she" is written across the middle of the leaf in a white, cursive font with a black outline. A dark green stem extends from the right side of the leaf.


she

© Funky Phonics


A large, vibrant green leaf with a dark green outline and a stem extending to the left. The word "they" is written across the center of the leaf in a white, cursive font with a black outline. The leaf has a pointed tip on the right and a rounded bottom. The stem is a simple dark green line.

they

© Funky Phonics



© Funky Phonics



© Funky Phonics



© Funky Phonics

Phase 4



© Funky Phonics



© Funky Phonics



have

© Funky Phonics

A large, vibrant green leaf with a dark green outline and a stem extending to the left. The word "like" is written across the center of the leaf in a white, cursive font with a black outline. The leaf has a pointed tip on the right and a rounded bottom on the left.


like

© Funky Phonics


A large, vibrant green leaf with a dark green outline and a stem extending to the right. The word "little" is written across the center of the leaf in a white, cursive font with a black outline. The leaf has a pointed tip on the left and a rounded bottom. The stem is a simple dark green line.

little

© Funky Phonics



© Funky Phonics



© Funky Phonics



said

© Funky Phonics



© Funky Phonics



some

© Funky Phonics




there

© Funky Phonics

A large, vibrant green leaf with a dark green outline and a stem extending to the left. The word "were" is written across the center of the leaf in a white, cursive font with a black outline. The leaf has faint, darker green veins visible.

were

© Funky Phonics



© Funky Phonics

A large, vibrant green leaf with a dark green outline and a stem extending to the left. The word "when" is written across the center of the leaf in a white, cursive font with a black outline. The leaf has faint, darker green veins visible.

when

© Funky Phonics

Phase 5



© Funky Phonics

A large, vibrant green leaf with a dark green outline and a central vein. The word "called" is written across the middle of the leaf in a white, cursive font with a black outline. The leaf has a pointed tip on the right and a stem extending to the left.

called

© Funky Phonics




© Funky Phonics

A large, vibrant green leaf with a dark green outline and a central vein. The word "looked" is written across the middle of the leaf in a white, cursive font with a black outline. The leaf has a stem extending to the left.

looked

© Funky Phonics



© Funky Phonics



© Funky Phonics



© Funky Phonics

A large, vibrant green leaf with a dark green outline and a central vein. The word "people" is written across the middle of the leaf in a white, cursive font with a black outline. The leaf has a stem extending to the left.

people

© Funky Phonics



their

© Funky Phonics