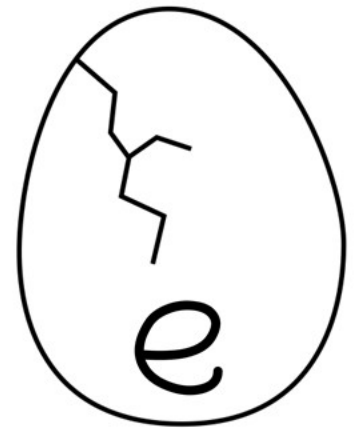




Phase 2

Home Learning



Pack 4

Revise Sounds

Practice saying these sounds. As a challenge time how quick you can say them.

s

m

t

k

d

n

a

p

c

o

i

g




Ask an adult to say the sounds and time how quick you can write them.

Sound Spotter

Circle or colour the pictures that ends with the sound in the middle.



ck



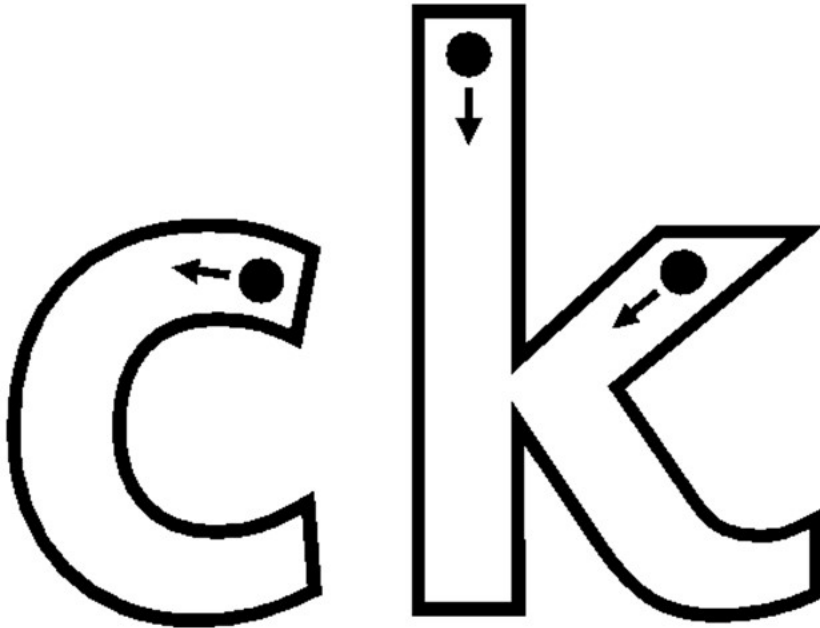
Letter Formation

Trace the letter with your finger.
You can practice writing it in different ways.

Find some old socks and write the ck digraph on them.

Write it your favourite colour

Make it out of playdough or plasticine.



Go outside and find some sticks. Use them to make the letters.

Write the letters and then stick paper, pompoms or cotton wool on top of the letters.


Sound Finder

Dab, highlight or colour the sound:

ck

e	ck	u	r	e
ck	u	r	ck	R
e	u	ck	r	ck

Use newspapers and magazine. Find the sound and cut them out. Stick them in the box below:



Reading Time

Practice reading the words below:

d o ck



p a ck



p i ck



t i ck



t i ck e t



p o ck e t



Read It Match It

Read the word and match it to the correct picture

sock



kick



sack



sick




Picture and Sentencing Matching

Read each sentence and draw a line to the picture it matches.

sock on
a sack.

kick it.


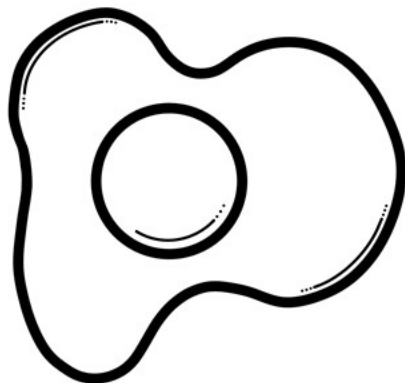
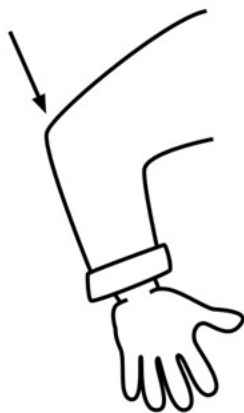
ticket
in a
pocket.






Write a sentence for the odd picture:

Sound Spotter

Circle or colour the pictures that start with the sound in the middle.



e




Letter Formation

Trace the letter with your finger.
You can practice writing it in different ways.

Use an envelope
and write the
sound on it as
many times as
you can.

Use water and a
brush outside to
write the sound.

Write the
sound on a
hard
boiled egg.



Use sand,
salt or
flour in a
tray and
write the
sound.

Make the sound
out your toys.

Be creative and
find different
objects to make
the letter.

Sound Finder

Dab, highlight or
colour the sound:

e

c	ck	e	u	r
e	u	r	ck	e
u	e	ck	e	r

Use newspapers and magazine. Find the sound and
cut them out. Stick them in the box below:

Reading Time

Practice reading the words below:

g e t



m e t



t e n



p e t



n e ck



m e n



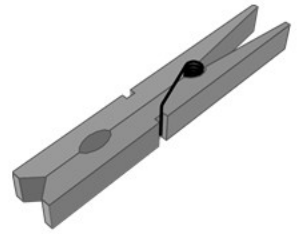
Read It Match It

Read the word and match it to the correct picture

ten



peg



net



pen

10

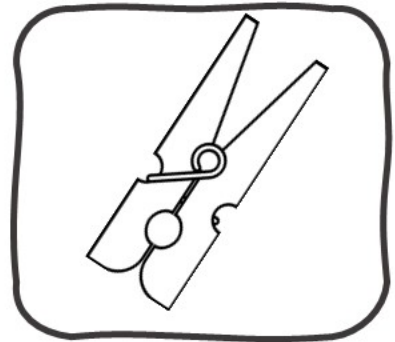


Picture and Sentencing Matching

Read each sentence and draw a line to the picture it matches.

pen and
pad.

it is a
net.

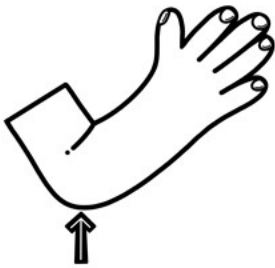
it is ten.





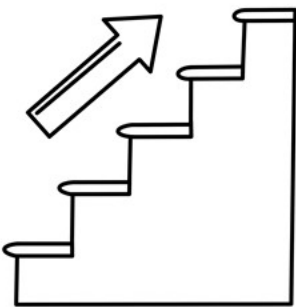

Write a sentence for the odd picture:

Sound Spotter

Circle or colour the pictures that start with the sound in the middle.



u



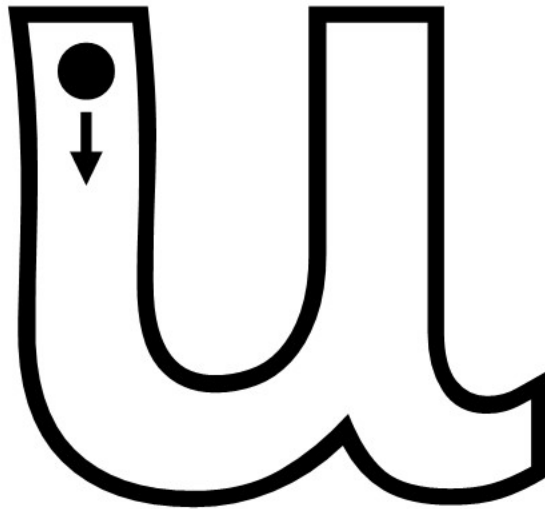
Letter Formation

Trace the letter with your finger.
You can practice writing it in different ways.

Use an old
umbrella and
write the sound
on it.

Stick paper under a
table or chair and
lie on your back to
write the sound.

Use a toy
car and
drive it
over the
letter.



Use your
favourite
colour and
write the
letter.

Go outside and
use a stick to
write the sound
in mud.

Use objects you
find at home to
make the letter.


Sound Finder

Dab, highlight or
colour the sound:

u

r	u	ck	e	u
e	r	u	ck	u
r	u	e	ck	e

Use newspapers and magazine. Find the sound and
cut them out. Stick them in the box below:



Reading Time

Practice reading the words below:

u p



t u ck



m u m



m u g




s u n s e t




Read It Match It

Read the word and match it to the correct picture

nut



cup



cut




sun



Picture and Sentencing Matching

Read each sentence and draw a line to the picture it matches.

cut it up.



a sunset.



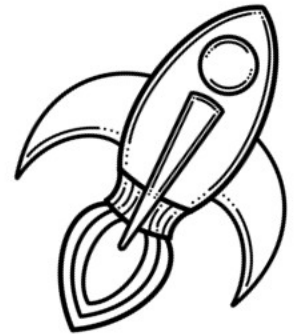

pig in
the mud.






Write a sentence for the odd picture:

Sound Spotter

Circle or colour the pictures that start with the sound in the middle.



r



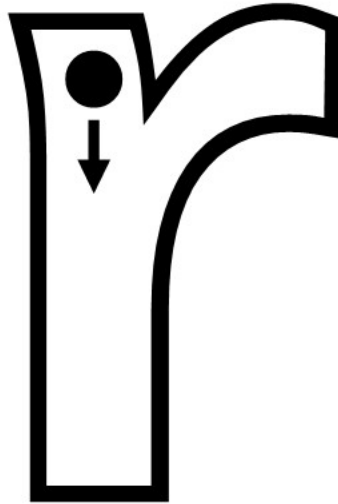
Letter Formation

Trace the letter with your finger.
You can practice writing it in different ways.

Use a tray with salt or flour and use your finger to write it.

Write the sound using a red crayon, felt tip or paint.

Write it on red paper.



Write it in the colours of the rainbow.

Go outside use a brush and water and write the sound.

Use raisins to create the letter.


Sound Finder

Dab, highlight or
colour the sound:

r

r	u	ck	e	u
e	r	u	ck	u
r	u	e	ck	e

Use newspapers and magazine. Find the sound and
cut them out. Stick them in the box below:



Reading Time

Practice reading the words below:

r i m



r o t



r e d



r a g



r o c k e t



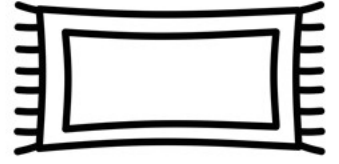
c a r r o t




Read It Match It

Read the word and match it to the correct picture


rip



rat



ram



rug






Picture and Sentencing Matching

Read each sentence and draw a line to the picture it matches.

it is a
ram.

rat on
the rug.







run to
the sack.



Write a sentence for the odd picture:

Revise Sounds - Roll and read


Use a dice or write numbers 1 – 6 on paper and pick a number. Choose a word from the row that matches the number rolled. If you can read it cover it up.

n	k	a	d	e	p
i	c	s	m	ck	t
p	o	r	n	k	a
t	g	u	i	c	s
a	d	e	p	o	r
s	m	ck	t	g	u
					

Read It Match It

Read the sound and match it to the correct picture

ck




r



u



e



Sound Snap

Read the sound and match it.

ck

e

r

r

e




u

u

ck


Sounds Write

Write the sound the each picture begins or ends with in the box below:



Revise Spelling

Write the word for each picture by writing a sound in each box.



--	--	--




--	--	--

Revise Spelling

Write the word for each picture by writing a sound in each box.



--	--	--



--	--	--

Tricky Word Hunt

Can you find the tricky words.....

to

h	p	i	t	n
t	o	a	o	i
i	n	p	a	e
p	t	n	t	o
i	o	h	n	a

Tricky Word Hunt

Can you find the tricky words.....

the

t	h	e	b	t
s	a	n	e	h
t	p	u	a	e
h	g	l	n	m
e	d	t	h	e

Credits

Thank you to all these amazing clipart creators



You do not have to print this page but we have to include it due to the licences of the clipart used.