


Phase 5

Home Learning



oy



ir



Pack 2

Revise Sounds

Practice saying these sounds. As a challenge time how quick you can say them.

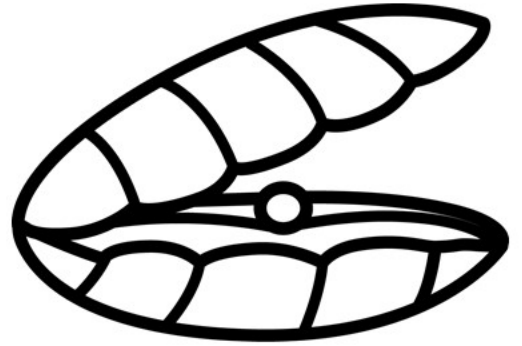

ay	er	ar	ng
oa	th	ure	oo
ch	igh	ou	air
ear	sh	ee	w
j	oi	v	ai
qu	ie	ow	x
ur	y	z	ea
	or	zz	




Ask an adult to say the sounds and time how quick you can write them.

Sound Spotter

Circle or colour the pictures that uses the sound in the middle.



oy


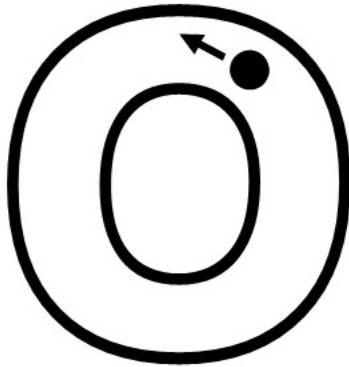


Letter Formation

Trace the letter with your finger.
You can practice writing it in different ways.

Use different types of crayons to write the sound.

Use building blocks such as Lego to make the letters.



Be creative and find different objects to make the letter.

Use water and a paintbrush and write the sound.

Make it out of playdough or plasticine.

Use wool or string to make the sound.

Read It Match It


Read the word and match it to the correct picture

oyster

cowboy

annoy

destroy



Spelling Sleuth


Draw a circle around the correct spelling for each picture.



boy

boi

byo



tinfoyl

tinfoiul


tinfoil



poyson

poisun

poison



tyo

toi


toy



ioy

joy

joi



coiul

coil

coyl

Picture and Sentencing Matching

Read each sentence and draw a line to the picture it matches.

Destroy
the
bricks

The boy
play
with his
toy.



He will
annoy
her.



Write a sentence for the odd picture:

Sound Spotter

Circle or colour the pictures that use the sound in the middle.



ir



13



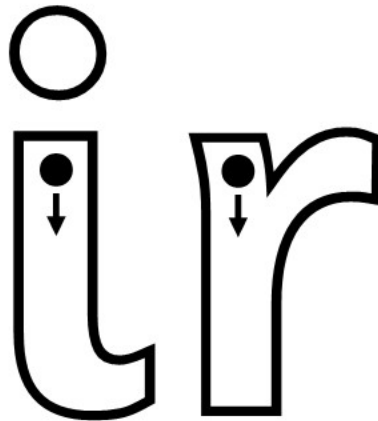
Letter Formation

Trace the letter with your finger.
You can practice writing it in different ways.

Use an old shirt
or t-shirt and
write the sound
in different
colours.

Use salt or
flour in tray
and use your
finger to write
the letters.

Make it
out of
playdough
or
plasticine.



Use wool
or string
to make
the
sound.

Go outside write
it in the dirt
using your
finger.

Write it
thirteen times.

Read It Match It

Read the word and match it to the correct picture

shirt



thirteen



bird




skirt



Spelling Sleuth

Draw a circle around the correct spelling for each picture.



gerl gurl girl



bird burd berd




lettur lettir letter



towir tower towur



turn tern tirn



burnt bernt birnt

Picture and Sentencing Matching

Read each sentence and draw a line to the picture it matches.


The
perches
on a
branch.



I am a
girl.



My shirt
has a
pocket





Write a sentence for the odd picture:

Sound Spotter

Circle or colour the pictures that use the sound in the middle.



u e



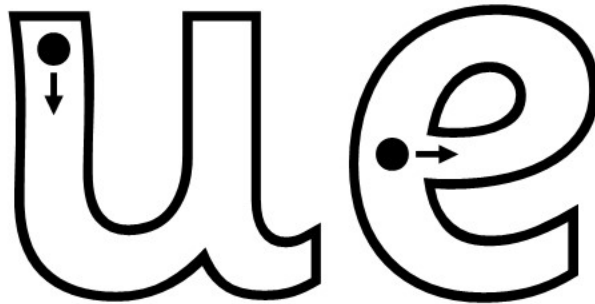
Letter Formation

Trace the letter with your finger.
You can practice writing it in different ways.

Use dough and
make the
letters.

Use some glue
and use it to
write the sound
on card.

Use the
colour
blue to
write or
paint the
letters.



Use
different
colours
and write
a rainbow
sound.

If you have chalk write
the sound and then go
over it with water and
a brush.

Go outside use water
and a paint brush to
write the letters.

Read It Match It

Read the word and match it to the correct picture


cue



statue



glue



queue




Read It Match It

Read the word and match it to the correct picture

clue




tissue



argue



rescue




Spelling Sleuth


Draw a circle around the correct spelling for each picture.



gloo gleu glue



rescue rescyoo rescoo




styool stool stuel



bruem broome broom



shampue shampoo shapoo



cyoo cue coo

Picture and Sentencing Matching

Read each sentence and draw a line to the picture it matches.

They
will
argue.

I will
rescue
you.


Wait in
a
queue.





Write a sentence for the odd picture:

Sound Spotter

Circle or colour the pictures that use the sound in the middle.



aw




Letter Formation

Trace the letter with your finger.
You can practice writing it in different ways.

Use a straw to write the sounds in salt or flour in a tray.

Use different colours and write the sound.



Use chalk outside to write the sound in different sizes.

If you have straws use them to make the letters.


Use fingers and paints and write the letters that make the sound.

Use your toys and make the letter with them.

Read It Match It

Read the word and match it to the correct picture

shawl



crawl



draw



hawk



Spelling Sleuth

Draw a circle around the correct spelling for each picture.



stawn storm strom



paw por pur



seesor seesur seesaw



towch torch turch



yawn yorn yern



dror drra draw

Picture and Sentencing Matching

Read each sentence and draw a line to the picture it matches.

I like
to
draw.

The
hawk
has a
beak.

My drink
has a
straw.



Write a sentence for the odd picture:

Revise Sounds

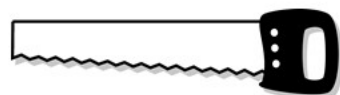
Circle the correct grapheme for each picture:



ay ai




ea ee



aw or



ow ou



oi oy



er ir ur



igh ie




ue oo



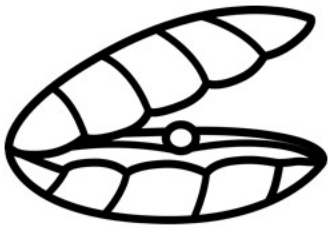
ue oo

Revise Spelling


Write the word for each picture by writing a sound in each box.



--	--	--	--



--	--	--	--




--	--	--



--	--	--

Revise Spelling

Write the word for each picture by writing a sound in each box.



--	--	--	--



--	--



--	--	--



--	--	--

Speed Read

Read the words and time how quickly you can read them.

royal

sir

true

due

claw

enjoy

third

blue

value

lawn

first

jaw

issue



Ask an adult to say the words and time how quick you can write them.

Tricky Word Roll and Read

Use a dice or write numbers 1 – 6 on paper and pick a number. Move that many spaces and read the word you land on.

were	people	there	one	Finish
what				
Mr	come	out	some	people
				do
like	little	their	so	their
Mr				
oh	have	were	said	Start






Tricky Word Hunt

Can you find the tricky words.....

so do one come out

s	o	v	d	o	m	k	o
l	v	e	t	r	h	e	u
o	w	c	o	m	e	t	t
n	e	l	n	h	v	w	e
e	t	o	u	t	c	h	i
k	v	w	r	u	o	n	e
s	i	d	s	n	m	a	i
o	r	o	w	h	e	s	a

Tricky Word Spell

 Read the word	 Join the dots	 write a rainbow	 Write each letter in a different colour	 Cover the words up and write them
so	so	so		
do	do	do		
one	one	one		
out	out	out		
come	come	come		

Credits

Thank you to all these amazing clipart creators



You do not have to print this page but we have to include it due to the licences of the clipart used.