
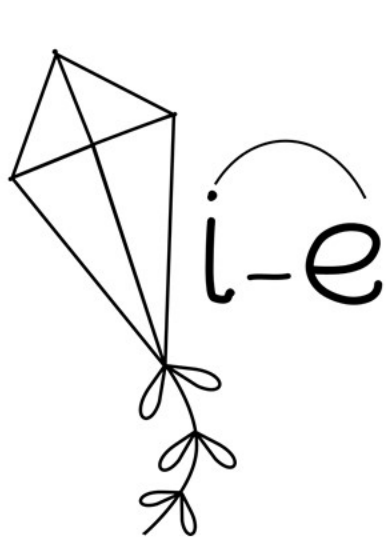


Phase 5

Home Learning



Revise Sounds

Practice saying these sounds. As a challenge time how quick you can say them.


ay	er	ar	oe	ng
oa	th	ure	a-e	oo
ch	igh	ou	ph	air
ear	sh	ee	e-e	w
j	oi	v	ey	ai
qu	ie	ow	au	x
ur	y	z	ew	ea
oy	or	zz	wh	ue
	ir		aw	




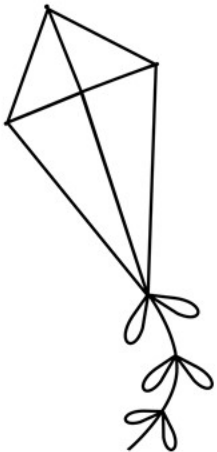
Ask an adult to say the sounds and time how quick you can write them.

Sound Spotter

Circle or colour the pictures that end with the sound in the middle.



ie




Letter Formation

Trace the letter with your finger.
You can practice writing it in different ways.

Use white paints
and write the
letter using your
fingers.

Go outside and
find different
objects to make
the letter with.

Use rice
in a tray
and
practice
writing
the
letter.



Use an
ice cube
and
write
the
sound
outside.

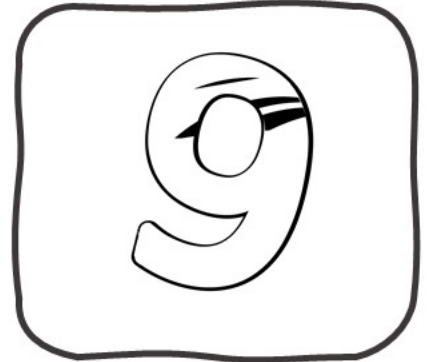
If you have chalk write
the sound and then go
over it with water and
a brush.

Use your toys and
make the letter with
them.

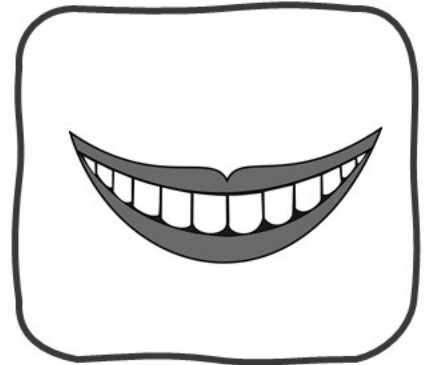
Read It Match It

Read the word and match it to the correct picture

hive



nine



prize



smile



Spelling Sleuth

Draw a circle around the correct spelling for each picture.



flight fliet flight



kight kite keit



fighv fiev five



thie thigh thghi



nite night ngiht



bike bighk biek

Picture and Sentencing Matching

Read each sentence and draw a line to the picture it matches.

Ride a
bike.

Bright
white
teeth.


I can
hide.




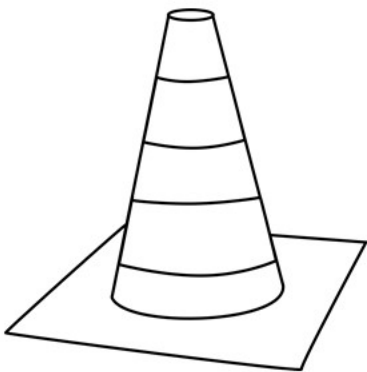
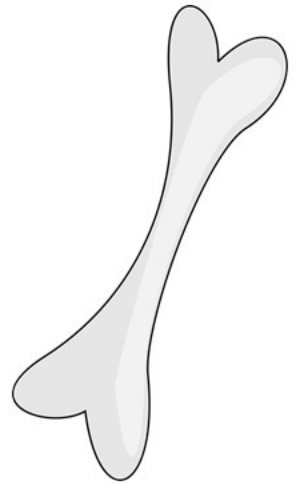
Write a sentence for the odd picture:

Sound Spotter

Circle or colour the pictures that end with the sound in the middle.



o-e



Letter Formation

Trace the letter with your finger.
You can practice writing it in different ways.

Find a note book
and use it write
the sound in
different sizes.

Go outside and
find different
objects to make
the letter with.

If you
have rose
petals use
them to
make the
letters.



Use some
rope to
make
the
sound.

If you have chalk write
the sound and then go
over it with water and
a brush.

Put salt or flower in a
tray and use your
finger to write the
letters.

Read It Match It

Read the word and match it to the correct picture

phone

stone

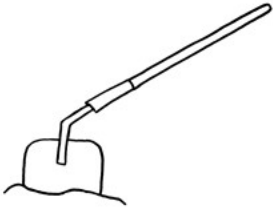
rose

bone




Spelling Sleuth

Draw a circle around the correct spelling for each picture.



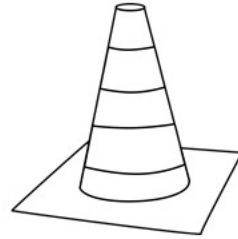
hoe ho hoa



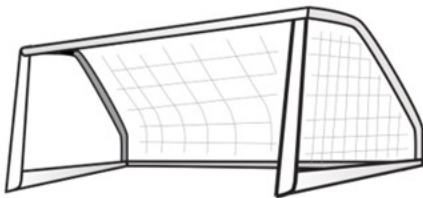
stone stoan stoen




toa toe to



coen coan cone



goal goel gole



bown bone boen


Picture and Sentencing Matching

Read each sentence and draw a line to the picture it matches.

Skip
with a
rope.

The dog
has
found a
bone.

A king
sits on a
throne.

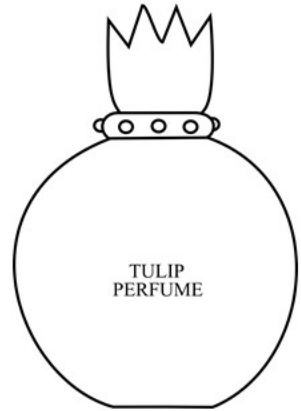


Write a sentence for the odd picture:


Sound Spotter

Circle or colour the pictures that uses the sound in the middle.

5



u-e



Letter Formation

Trace the letter with your finger.
You can practice writing it in different ways.

Use your toys
and make the
letter with
them.

Go outside and
use water with
a brush to write
the sound.



Use flour or salt in a
tray and practice
writing the letters.

Be creative and make
the letters from things
you have at home.

If you have chalk write
the sound and then go
over it with water and
a brush.

Find a tube such as a
kitchen roll or toilet
roll and see how many
times you can write
the sound

Read It Match It

Read the word and match it to the correct picture

tube




cube



prune



costume



Spelling Sleuth

Draw a circle around the correct spelling for each picture.



tuthe tooth toth



moon mune mon



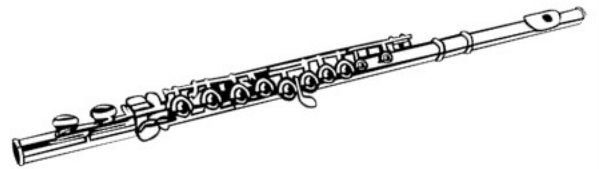
brume boom broom



tyoob toob tube



cyoob cube coob



flute fute float


Picture and Sentencing Matching

Read each sentence and draw a line to the picture it matches.

He has a costume.

A tube for cleaning teeth.







Play a tune on a flute.



Write a sentence for the odd picture:

Revise Sounds

Use a dice or write numbers 1 – 6 on paper and pick a number. Choose a word from the row that matches the number rolled. If you can read it cover it up.

	ay	ou	ie	ea	oy	ir
	ue	aw	wh	ph	ew	oe
	au	ey	a-e	e-e	i-e	o-e
	u-e	ea	oy	ir	ue	aw
	wh	ph	ew	oe	au	ey
	a-e	e-e	i-e	o-e	u-e	ou

Revise Sounds

Colour the different ways of making the same sound the same colour.

For example colour oi and oy blue.

j	er	f	ow	ee
ay	v	ow	z	oi
ear	ie	w	ea	qu
igh	ir	ue	x	aw
wh	oa	air	oy	y
zz	ew	oo	oe	ph
a-e	sh	au	oo	i-e
o-e	u-e	th	e-e	ar
or	ure	ff	ng	or
	ey		ai	

Speed Read

Read the words and time how quickly you can read them.

like

alone

June

ripe

home

rude

shine

those

use

nice

woke

computer

invite

explode

huge

inside

note

cube

Revise Spelling

Write the word for each picture by writing a sound in each box.









Revise Spelling

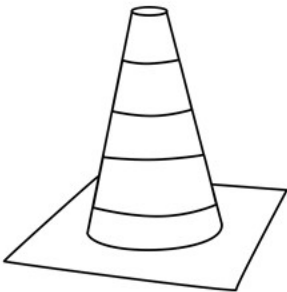
Write the word for each picture by writing a sound in each box.



--	--	--	--



--	--	--	--



--	--	--	--



--	--	--	--

Tricky Word Hunt

Can you find the tricky words.....

called

Mrs

looked


could

a	s	k	e	d	l	c	M
c	o	u	l	d	o	a	r
t	a	s	c	M	o	l	c
M	s	M	r	s	k	l	o
r	k	u	e	p	e	e	u
s	e	o	M	c	d	d	l
r	d	l	o	o	k	e	d
c	a	l	l	e	d	s	a

Revise Tricky Words

Place the fidget spinner on the picture and let it spin.

Adult counts how many words or sounds they have read correctly until the spinner stops. There is space to record the score at the bottom of the page



oh

their

could

Mrs

people

called

asked

Mr

looked

their

could

people



Score 1	Score 2	Score 3	Score 4	Score 5	Score 6

Revise Tricky Words

Use a coin or a counter and flick it on to a word. Use your fingers to move like hopscotch and read each word you land on. Miss out reading the word with the coin/counter.

called

looked

oh

asked

could

Mrs

people

their

Mr

oh

looked

their

called

oh

called

Mr

could


people

asked

Mrs

Credits

Thank you to all these amazing clipart creators



You do not have to print this page but we have to include it due to the licences of the clipart used.