



Phase 3

Home Learning



Pack 5

Revise Sounds

Practice saying these sounds. As a challenge time how quick you can say them.




j	ff	r	a	sh
e	v	l	ai	u
ng	ck	w	t	ll
c	b	g	ee	x
y	k	h	s	o
n	z	d	igh	f
ch	i	zz	oa	m
ss	th	p	qu	



Ask an adult to say the sounds and time how quick you can write them.




Sound Spotter

Circle or colour the pictures that uses the sound in the middle.



Sound Spotter

Circle or colour the pictures that uses the sound in the middle.

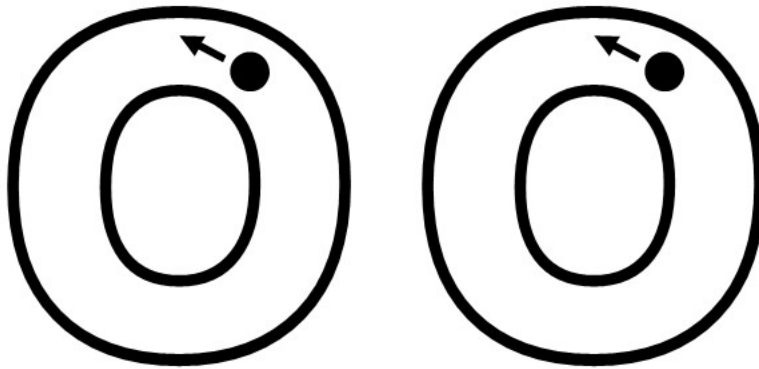


Letter Formation

Trace the letter with your finger.
You can practice writing it in different ways.

Use empty food containers and make the letters with them.

Blow up a balloon and use a whiteboard marker to write the sound all over it. How many can you write?



Use a notebook and write the sounds. How many will fit on a page.

Use chalk outside and write it different sizes.

Use wool to make the sound.

Use the tube from kitchen roll or toilet roll to make binoculars. Decorate them by writing the oo sound in different colours.

Read It Match It

Read the word and match it to the correct picture

spoon



boot



pool



roof



Read It Match It

Read the word and match it to the correct picture

hook



wood



hood




foot



Spelling Sleuth

Draw a circle around the correct spelling for each picture.



coot

cut

cuk



fut

foot

fot



wool

wul

wloo



nut

not

noot



coop

cup

kup



huk

hok

hook

Spelling Sleuth

Draw a circle around the correct spelling for each picture.



soopn spoon soon



jeep ieeep jep



fodo fod food



mon moon mnoo



rIt right rgiht



sno sow snow


Picture and Sentencing Matching

Read each sentence and draw a line to the picture it matches.

This is
a room.

The
boot is
long.

Drool
at the
food.



Write a sentence for the odd picture:

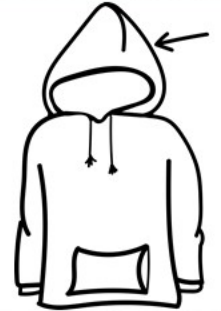
Picture and Sentencing Matching

Read each sentence and draw a line to the picture it matches.

We
shook
hands.

He can
cook.



Look at
a book.




Write a sentence for the odd picture:

Sound Spotter

Circle or colour the pictures that uses the sound in the middle.



ar



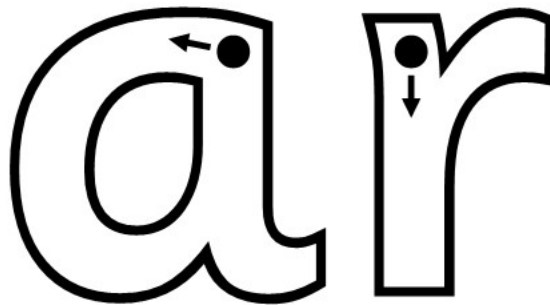
Letter Formation

Trace the letter with your finger.
You can practice writing it in different ways.

Make a star
and see how
many times you
can write the
sound on it.

Use a toy car
and roll it
paint. Make the
letters by
rolling the car
on paper.

Make it
out of
playdough
or
plasticine.



Use a jar
and fill it
by
writing
the sound
of
different
sizes of
paper.


Go outside and
use objects you
find on the
ground to make
the letters.

Use different
colours and
make rainbow
letters.

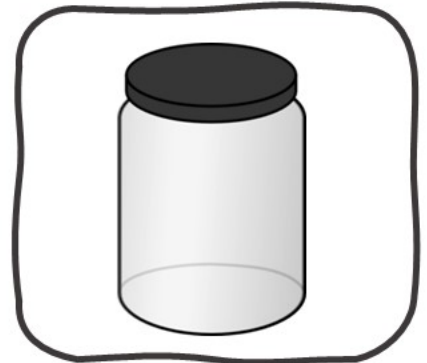
Read It Match It

Read the word and match it to the correct picture


jar



farm



arm




bark




Spelling Sleuth

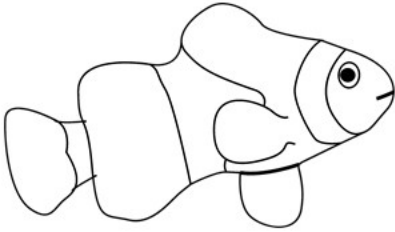
Draw a circle around the correct spelling for each picture.




shrk shrak shark



fta fat fut




fish fesh fihs



crd crad card



cra car cr



mof moth muth

Picture and Sentencing Matching

Read each sentence and draw a line to the picture it matches.

The sheep
is at the
farm.

I had a
card.


Look at
the
stars.



Write a sentence for the odd picture:

Sound Spotter

Circle or colour the pictures that uses the sound in the middle.



or



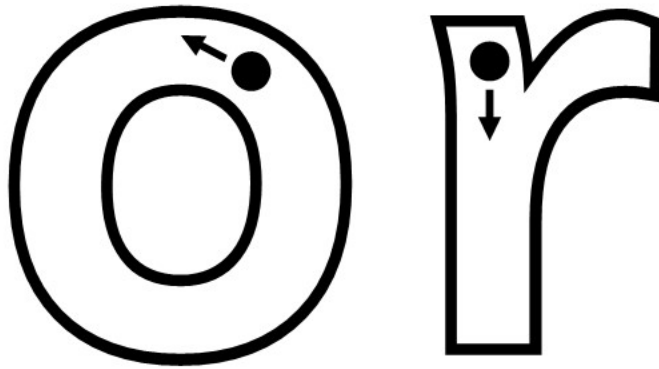
Letter Formation

Trace the letter with your finger.
You can practice writing it in different ways.

Use dough and
make the
letters.

Use a torch at
night and use it
to write the
letters.

If you
have a
cork use it
with paint
to print
the
letters.



Use a fork
in rice,
flour or
salt in
tray to
write the
sound.

If you have chalk write
the sound and then go
over it with water and
a brush.

Go outside use water
and a paint brush to
write the letters.


Read It Match It

Read the word and match it to the correct picture


fort



cork



fork




torn




Spelling Sleuth


Draw a circle around the correct spelling for each picture.




thorn tharn thurn



born barn brn




carn corn crn



skunk sunk skunc



torch troch tarch



planc plank pank


Picture and Sentencing Matching

Read each sentence and draw a line to the picture it matches.

It has
a cork.

I can
play the
horn.

It is
torn.



Write a sentence for the odd picture:

Revise Sounds

Use a dice or write numbers 1 – 6 on paper and pick a number. Choose a word from the row that matches the number rolled. If you can read it cover it up.

	ai	oo	ee	oo	oo	igh	ar
	or	ai	oo	ee	ee	oo	igh
	igh	ar	ai	oo	oo	ee	oo
	oo	igh	ar	ai	oo	ee	ee
	ee	oo	igh	ar	ai	oo	oo
	oo	ee	oo	igh	igh	ar	ee

Speed Read

Read the words and time how quickly you can read them.

sort

art

took

too

cook

sharp

sport

look

part

stool



Ask an adult to say the words and time how quick you can write them.

Revise Spelling

Write the word for each picture by writing a sound in each box.



--	--	--



--	--




--	--	--



--	--	--

Revise Spelling

Write the word for each picture by writing a sound in each box.



--	--	--



--	--



--	--	--



--	--	--

Tricky Word Hunt

Can you find the tricky word.....

my

m	y	e	m	o
r	a	b	y	w
s	m	t	u	h
u	y	r	m	y
l	b	o	r	s

Revise Tricky Words

Use a coin or a counter and flick it on to a word. Use your fingers to move like hopscotch and read each word you land on. Miss out reading the word with the coin/counter.

we

the

be me

my to

she

was

no go

he she

was

we

I he

me be

my

into

Credits

Thank you to all these amazing clipart creators



You do not have to print this page but we have to include it due to the licences of the clipart used.