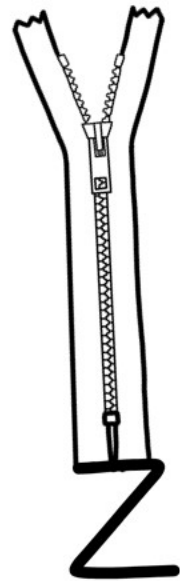


Phase 3
Home Learning



Revise Sounds

Practice saying these sounds. As a challenge time how quick you can say them.

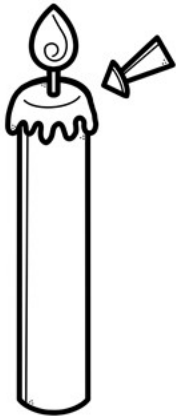

j	ss	o	r
u	g	l	s
ff	e	v	t
m	h	ck	d
w	n	b	k
ll	a	i	u
c	f	x	p



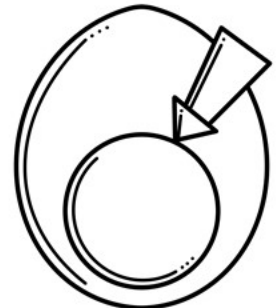

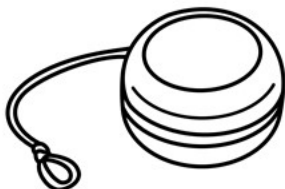

Ask an adult to say the sounds and time how quick you can write them.

Sound Spotter

Circle or colour the pictures that start with the sound in the middle.



y

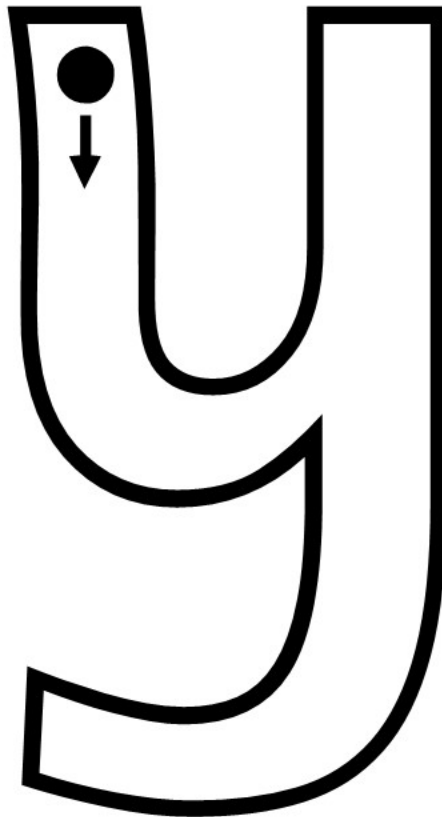


Letter Formation

Trace the letter with your finger.
You can practice writing it in different ways.

Use a tray
with salt,
flour or sand
and use your
finger to
write it

Use yellow paint,
pen or crayon
and write it.



Go outside
and find a
stick and
write it in
the mud or
snow.

Make it out
of
playdough
or
plasticine.

Use wool or
string to make
the sound.

Be creative and
find different
objects to make
the letter.

Speed Read

Read the words and time how quickly you can read them.

yap

yes

yet

yell

yak

yum-yum

yet

yes




yell

yak



Ask an adult to say the words and time how quick you can write them.

Spelling Time

 <p>Read the word</p>	<p>yap</p>	<p>yes</p>	<p>yet</p>	<p>yell</p>	<p>yum-yum</p>
 <p>Join the dots</p>	<p>yap</p>	<p>yes</p>	<p>yet</p>	<p>yell</p>	<p>yum-yum</p>
<p>rainbow</p> <p>write a rainbow</p>	<p>yap</p>	<p>yes</p>	<p>yet</p>	<p>yell</p>	<p>yum-yum</p>
<p>colourful</p> <p>Write each letter in a different colour</p>					
 <p>Cover the words up and write them</p>					


Picture and Sentencing Matching

Read each sentence and draw a line to the picture it matches.

Yum-
yum.

It is a
yak.

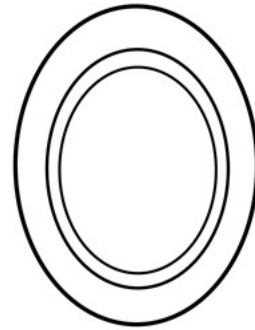
I can
yap.




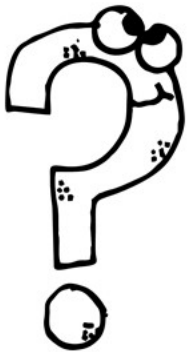
Write a sentence for the odd picture:

Sound Spotter

Circle or colour the pictures that start with the sound in the middle.



Z



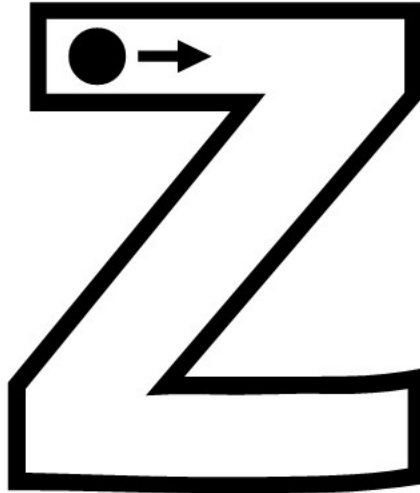
Letter Formation

Trace the letter with your finger.
You can practice writing it in different ways.

Use paints and
write the letter
using your
fingers.

Use a car and
roll it paint.
Make the letter
by rolling the
car on paper.

Use wool or
string to
make the
sound.



Go outside
use water
and a paint
brush to
write the
letter.

Make it out of
playdough or
plasticine.

Be creative and
find different
objects to make
the letter.

Read It Match It

Read the word and match it to the correct picture

fizz



zip



buzz



zigzag



Spelling Sleuth

Draw a circle around the correct spelling for each picture.



zzip

zip

zep



vak

yac

yak



yell

yill

yel



zzigzag

zagzig

zigzag



biz

buzz

buz



fizz

fezz

fiz

Picture and Sentencing Matching

Read each sentence and draw a line to the picture it matches.

It will
fizz.



It has
a
zigzag.



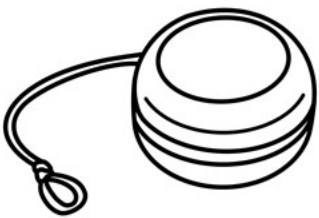
The
jacket
has a zip.



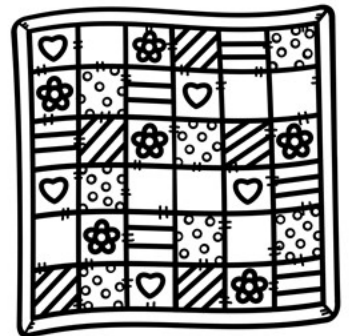
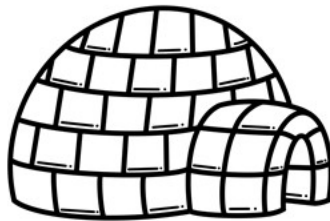
Write a sentence for the odd picture:

Sound Spotter

Circle or colour the pictures that starts with the sound in the middle.



qu

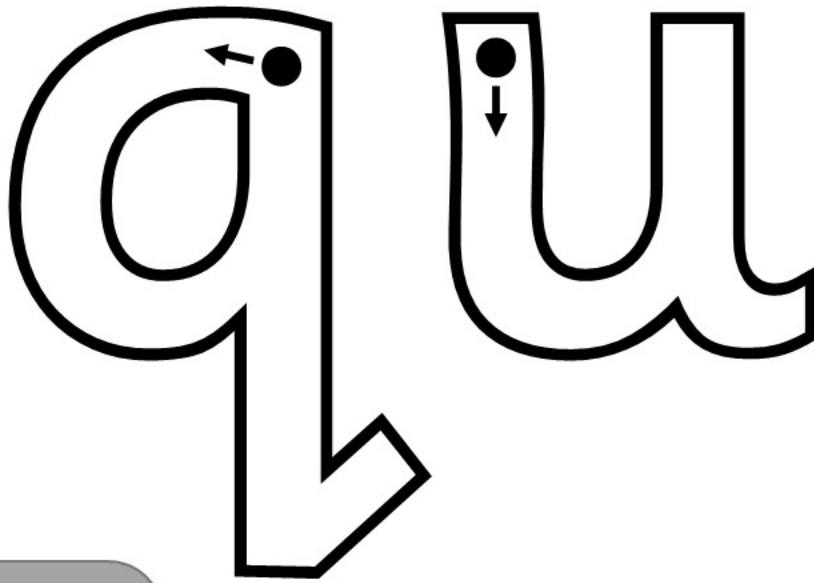


Letter Formation

Trace the letter with your finger.
You can practice writing it in different ways.

Write the letters using different colours.

Go outside write it using a stick in some mud or ice.



Make a crown and write the qu sound on it.

Use your toys and make the letter with them.

Read It Match It

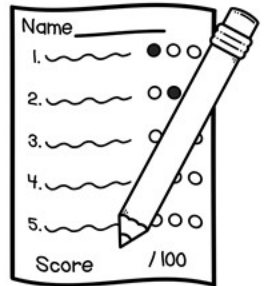

Read the word and match it to the correct picture

quill

quack

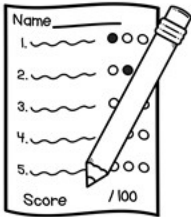
quiz

liquid



Spelling Sleuth

Draw a circle around the correct spelling for each picture.



quiz qiz quix



fik fix fis



ext xit exit



quak quack qack



quil qill quill



liquid liqid liqud



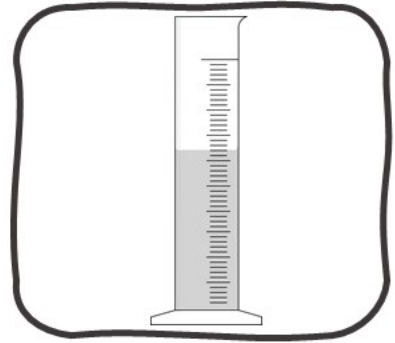
Picture and Sentencing Matching

Read each sentence and draw a line to the picture it matches.

It has
liquid.

A quill
has
ink.

Go to
the
exit.



Write a sentence for the odd picture:

Revise Sounds

Practice saying these sounds. As a challenge time how quick you can say them.

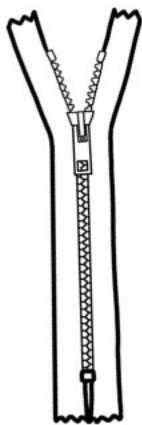
zz	e	p	j
n	y	r	i
u	m	qu	b
v	ck	d	z
f	w	l	g
o	h	x	ff
a	c	ll	s
ss	t	k	



Ask an adult to say the sounds and time how quick you can write them.

Revise Spelling

Write the word for each picture by writing a sound in each box.



--	--	--



--	--	--



--	--	--




--	--	--

Revise Spelling

Write the word for each picture by writing a sound in each box.



--	--	--



--	--	--









--	--	--



--	--	--	--	--	--

Roll and read

Use a dice or write numbers 1 – 6 on paper and pick a number. Choose a word from the row that matches the number rolled. If you can read it cover it up.

	yap	zip	quiz	yes	Zak	quit
	yet	buzz	quick	yell	jazz	quack
	yum-yum	fizz	liquid	zigzag	yak	quill
	quit	yap	zip	quiz	yes	Zak
	quack	yet	buzz	quick	yell	jazz
	quill	yum-yum	fizz	liquid	zigzag	yak

Tricky Word Reading

Use a dice or write numbers 1 – 6 on paper and pick a number. Move that many spaces and read the word you land on.

the	he	into	she	Finish
to				
I	go	she	no	into
				he
go	to	she	the	to
he				
into	the	no	I	Start

Credits

Thank you to all these amazing clipart creators



You do not have to print this page but we have to include it due to the licences of the clipart used.