


Phase 3  
Home Learning



# Revise Sounds

Practice saying these sounds. As a challenge time how quick you can say them.

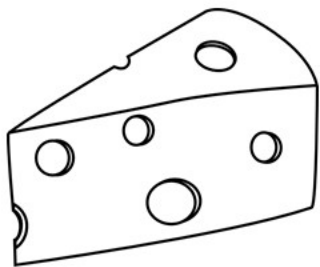


qu	d	r	s
h	zz	g	b
p	f	z	o
k	i	ff	y
j	ck	n	l
ll	v	e	m
a	ss	w	u
c	t	x	



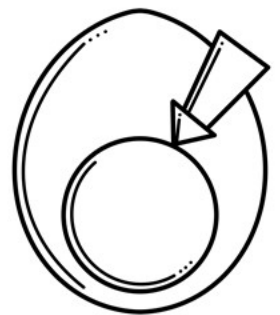

Ask an adult to say the sounds and time how quick you can write them.

# Sound Spotter

Circle or colour the pictures that uses the sound in the middle.



ch

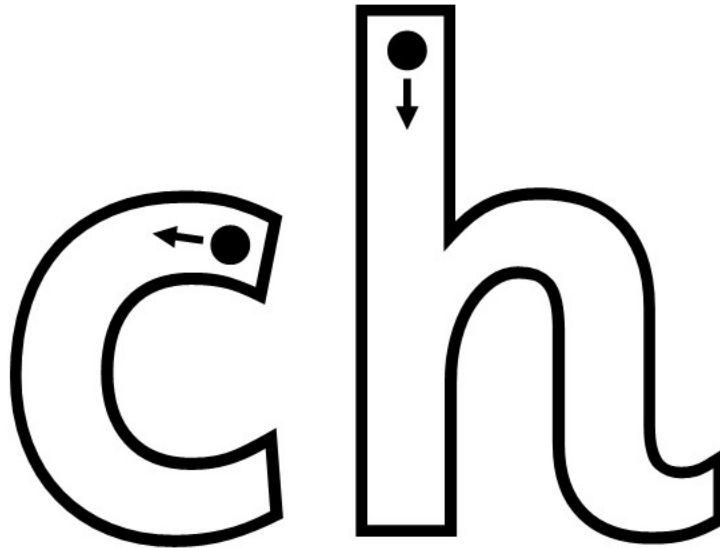


# Letter Formation

Trace the letter with your finger.  
You can practice writing it in different ways.

If you have chocolate icing try writing the ch sound with it.

Make the letters out of chips.



Write the ch sound on a bar of chocolate.

Go outside and use chalk to write the sound.

Make a paper chain and write the ch sound on each link.

Be creative and find different objects to make the letter.


# Read It Match It

Read the word and match it to the correct picture


chicken




chips



chick



chop



# Spelling Sleuth


Draw a circle around the correct spelling for each picture.



chess      hcess      ches



cick      chick      chik



chicken      cicken      chciken



chn      chin      cin



chip      cop      chop



chips      chps      chops



# Picture and Sentencing Matching

Read each sentence and draw a line to the picture it matches.

Chicken  
and a  
chick.

Yum-yum  
lots of  
chips.

I can  
chop it.





Write a sentence for the odd picture:

---

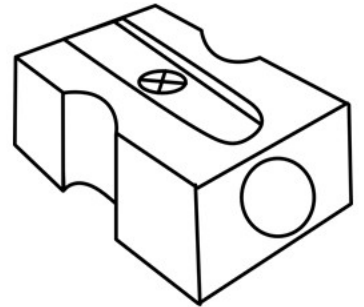
---

# Sound Spotter

Circle or colour the pictures that start with the sound in the middle.



# sh



Name \_\_\_\_\_

1. \_\_\_\_\_ ● ○ ○ ○



2. \_\_\_\_\_ ○ ● ○ ○

3. \_\_\_\_\_ ○ ○ ○ ○

4. \_\_\_\_\_ ○ ○ ○ ○

5. \_\_\_\_\_ ○ ○ ○ ○

Score \_\_\_\_\_ / 100





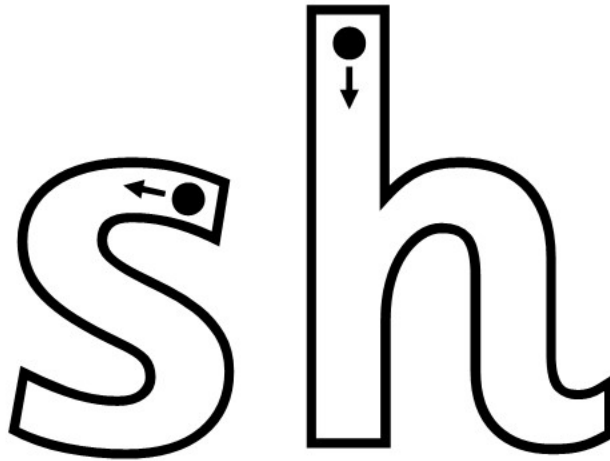
# Letter Formation

Trace the letter with your finger.  
You can practice writing it in different ways.

Draw a fish and fill it by writing the letters that make sh.

Use the shoes you can find at home and make the letters using them.

If you have shells at home use them to make the letters



Go outside use water and a paint brush to write the letter.

Use salt or flour in a tray and use a paintbrush to write the sound.

Be creative and find different objects to make the letter.

# Read It Match It

Read the word and match it to the correct picture


cash




fish



ship




shell




# Spelling Sleuth


Draw a circle around the correct spelling for each picture.




fihs      fis      fish



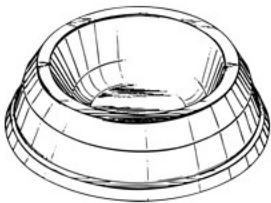
cash      cush      cahs



bosh      buhs      bush



shill      shell      hsell



desh      dihs      dish



shop      sop      shup



# Picture and Sentencing Matching

Read each sentence and draw a line to the picture it matches.

The  
cat has  
a dish.

It is a  
shop.

I have a  
lot of  
cash.




Write a sentence for the odd picture:

---



---

# Sound Spotter

Circle or colour the pictures that starts with the sound in the middle.



# th




# Letter Formation

Trace the letter with your finger.  
You can practice writing it in different ways.

Write the letters using a thick felt tip pen.

Use your thumb to write the sound in salt/flour/shaving foam in a tray.



Write the th sound big 3 times and small 3 times.

Be creative and find different objects outside and make the letters on the path.

When in the bath write the sound in the bubbles.

# Speed Read

Read the words and time how quickly you can read them.

them

then

that

this

with

moth

thin

thick

moth






math



Challenge

Ask an adult to say the words and time how quick you can write them.

# Spelling Time

 Read the word	 Join the dots	 write a rainbow	 Write each letter in a different colour	 Cover the words up and write them
them	them	them		
then	then	then		
that	that	that		
this	this	this		
with	with	with		



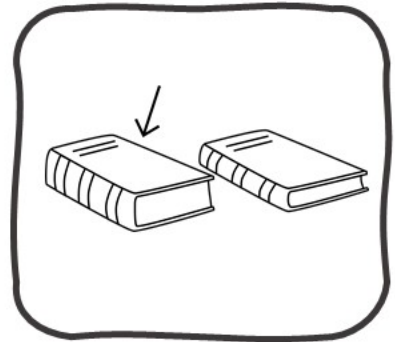

# Picture and Sentencing Matching

Read each sentence and draw a line to the picture it matches.

It is  
thick.

A moth  
with  
spots.

I go on  
the  
path.




Write a sentence for the odd picture:

---



---

# Sound Spotter

Circle or colour the pictures that start with the sound in the middle.



ng



# Letter Formation

Trace the letter with your finger.  
You can practice writing it in different ways.

Draw a ring and fill it by writing the letters that make sh.

Write the letters in different sizes and hang them up.

Use some string and use it to make the letters.



Go outside use chalk or water to write the letters that make the sound.

Use salt or flour in a tray and use your finger to write the sound.

Be creative and find different objects to make the letter.


# Read It Match It

Read the word and match it to the correct picture

wing



ring



king




sing




# Spelling Sleuth

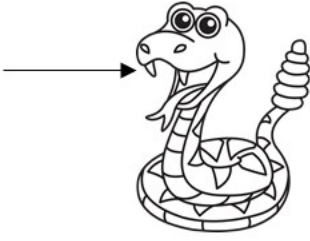
Draw a circle around the correct spelling for each picture.




hing    hang    hagn




cing    kign    king



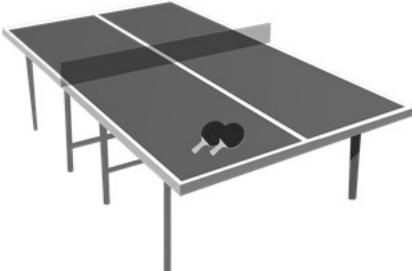
fng    fang    fagn



bang    bng    ban



wing    ving    weng



pinpong    pinpon    pinpong


# Picture and Sentencing Matching

Read each sentence and draw a line to the picture it matches.

We visit  
the king.

It has  
fangs.

Hang  
them up.



Write a sentence for the odd picture:

---

---


# Revise Sounds

Use a dice or write numbers 1 – 6 on paper and pick a number. Move that many spaces and read the sound you land on.

qu	zz	ng	sh	Finish
ch				
v	sh	y	j	ng
				qu
ch	w	zz	th	x
z				
v	sh	y	j	Start


# Revise Spelling

Write the word for each picture by writing a sound in each box.



--	--	--

--	--	--




--	--	--

--	--	--



# Revise Spelling

Write the word for each picture by writing a sound in each box.



--	--	--

--	--	--



--	--	--

--	--	--

# Climb to the top

Write numbers 1 – 3 on paper and pick a number. Read the word you land on. There are three games you can play.

finish
thick
long
chill
shock
with
song
check
shed
then
ring
chop
start

finish
song
much
cash
moth
wing
such
shell
that
rang
chin
ship
start

finish
chicken
rush
thin
rung
chip
fish
this
hang
chug
shop
them
start

# Speed Read Tricky Words

Read the words and time how quickly you can read them.

I

he

no

she

to

we

go

be

the

me

into

he

we

she

be

me

no

go

# Tricky Word Hunt


Can you find the tricky words.....

me we be he she

m	e	a	e	r	y	b	e
u	s	m	s	h	e	l	u
m	a	l	h	t	y	w	h
p	e	w	e	r	b	u	e
l	t	n	s	a	e	t	y
g	s	r	m	i	s	u	w
b	h	w	r	u	o	m	e
n	e	s	h	e	p	e	l

# Credits

Thank you to all these amazing clipart creators



You do not have to print this page but we have to include it due to the licences of the clipart used.