

# Phase 2 Phonics Homework





Name: \_\_\_\_\_

## Phonics Homework

This week we have been learning these sounds:

s	a	t
---	---	---

Draw a line from the picture to the sound:



- 
- 
- 
- 

Phase 2 - set 1 sounds

We have been using the sounds to read these words:

at	pat	sap	as
----	-----	-----	----

Draw a line from the picture to the word that matches it:

- 
- 

sat  
tap

Phase 2 - set 1 sounds

©Funky Phonics

# Phase 2 Phonics Homework

This pack contains sheets to send home each week for homework and to inform parents/carers what their child has been learning in phonics.

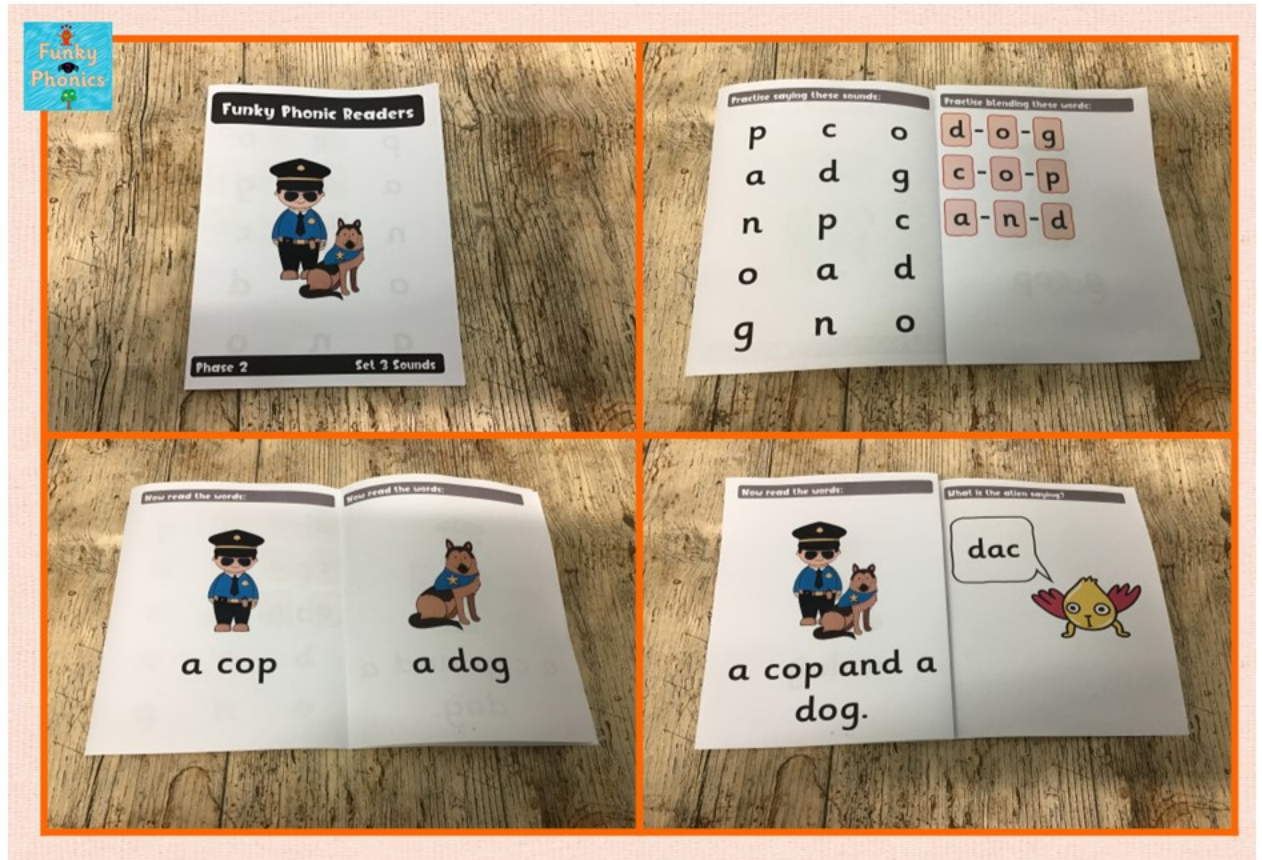
There is a set of sheets for each set of sounds taught. The set 5 sounds has three sheets. As well as an end of phase revision set.

Simple print or photocopy double sided.

## Credits



# Check out our: Phase 2 Funky Phonic Readers



Please click the picture to take you to the  
resource

Name: \_\_\_\_\_

# Phonics Homework

This week we have been learning these sounds:

s

a


t

p

Draw a line from the picture to the sound it starts with:



t



p



s



a

We have been using the sounds to read these words:

at

pat

sap

as

Draw a line from the picture to the word that matches it:



sat



tap



Name: \_\_\_\_\_

# Phonics Homework

This week we have been learning these sounds:


i

n

m

d

Draw a line from the picture to the sound it starts with:




d



i



m



n

We have been using the sounds to read these words:

is

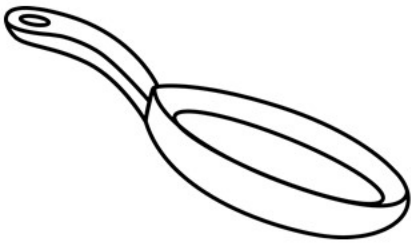
in

it

at

and


Draw a line from the picture to the word that matches it:



dad



pan



sip



mat

Name: \_\_\_\_\_

# Phonics Homework

This week we have been learning these sounds:

g

o

c

k


Draw a line from the picture to the sound it starts with:



k



g



c



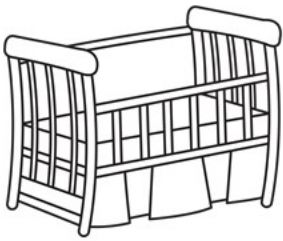
o



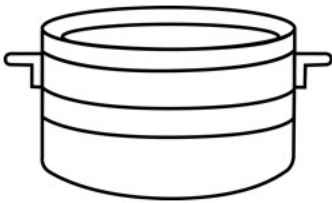
We have been using the sounds to read these words:

got on not can

Draw a line from the picture to the word that matches it:



dig



kit



pot



cot

Name: \_\_\_\_\_

# Phonics Homework

This week we have been learning these sounds:

ck

e

u

r

Draw a line from the picture to the sound it starts or ends with:



ck

r

u

e

We have been using the sounds to read these words:

up

mum


get

pick

Draw a line from the picture to the word that matches it:




cut



sack



rip



pen

This week's Tricky Words:

to

the

Name: \_\_\_\_\_

# Phonics Homework

This week we have been learning these sounds:

**h**

**b**

**f**


**ff**

**l**

**ll**

**ss**

Draw a line from the picture to the sound it starts with:



**b**



**f**



**l**




**h**

Draw a line from the picture to the sound it ends with:



ff



ll



ss

We have been using the sounds to read these words:

had

him

his

but

back

big

of

if

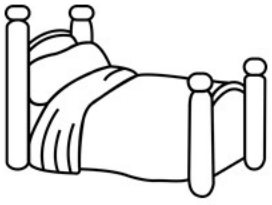
off

lap

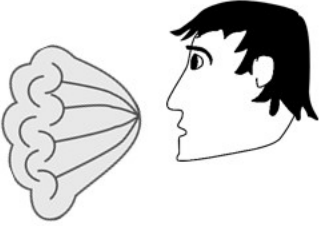
fill

mess

Draw a line from the picture to the word that matches it:




doll



hot



fan



bed



puff



hiss

This week's Tricky Words:

no

go

I



Name: \_\_\_\_\_

# Phonics Homework

This week we have been revisiting these sounds:

s

a

t

p

i

n

m

d

g

o

c

k

ck

e

r

u

h

b

f

ff

l

ll

ss

Practice reading these high frequency words:

a

an

as

at

if

in

is

it

of

off

on

can

dad

had

back

and

get

big

him

his

not

up

mum

but

Tricky Words:

no

go

I

the

to

into