
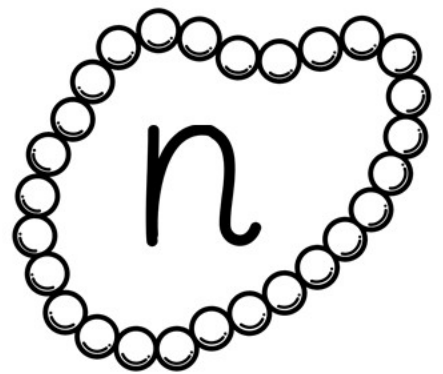

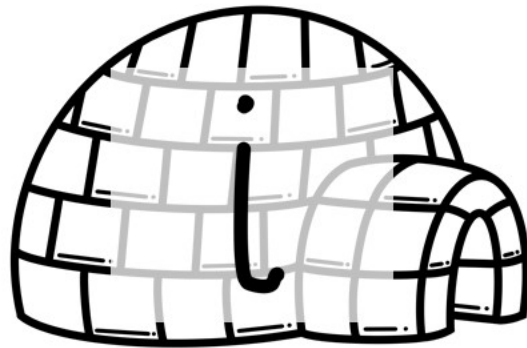


# Phase 2

## Home Learning



Pack 2

# Revise Phase 2 Sounds

Practice saying these sounds. As a challenge time how quick you can say them.

s

t

p




a





Ask an adult to say the sounds and time how quick you can write them.

# Sound Spotter

Circle or colour the pictures that start with the sound in the middle.



i

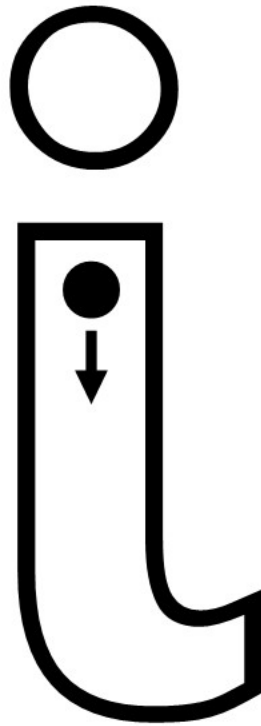


# Letter Formation

Trace the letter with your finger.  
You can practice writing it in different ways.

Use a tray with salt or sand and use your finger to write it

Use pens with different coloured ink to write the sound.



Make it out of playdough or plasticine.

Write it in different sizes.

Use chalk outside and write the sound.

Be creative and find different objects to make the letter.

# Sound Finder

Dab, highlight or  
colour the sound:

i

i	n	m	D	i
b	m	i	d	m
N	i	d	i	m

Use newspapers and magazine. Find the sound and  
cut them out. Stick them in the box below:

# Reading Time

Practice reading the words below:

i t

i s

s i t

t i p

p i p

s i p



# Read It Match It

Read the word and match it to the correct picture

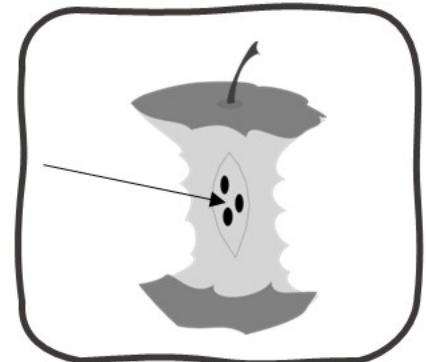
pip



sit



pit

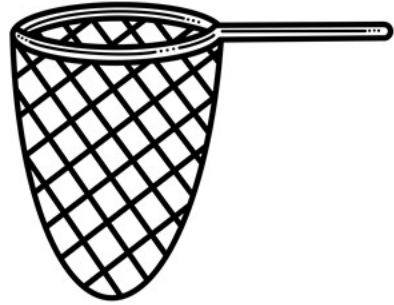



sip


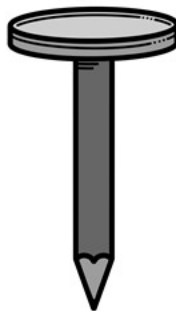
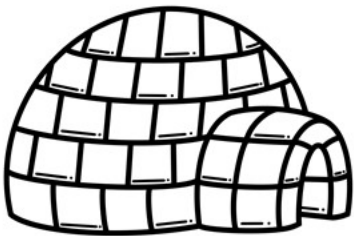


# Sound Spotter

Circle or colour the pictures that start with the sound in the middle.



n





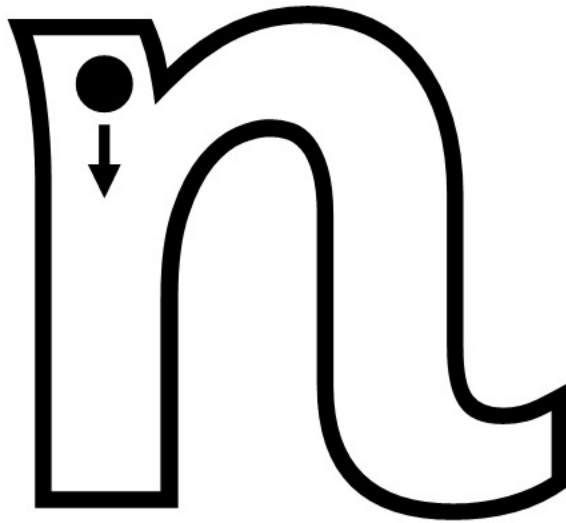
# Letter Formation

Trace the letter with your finger.  
You can practice writing it in different ways.

Use a tray with  
salt or flour  
and use your  
finger to write  
it

Write the sound  
on some  
newspaper.

Use some  
old  
necklaces  
and make  
the letter.



Use your  
favourite  
colour and  
write the  
letter.

Go outside and  
find objects and  
use them to  
make the letter.

Be creative and  
find different  
objects to make  
the letter.

# Sound Finder

Dab, highlight or  
colour the sound:

n

d	n	d	i	m
b	n	d	i	n
M	d	i	m	d

Use newspapers and magazine. Find the sound and  
cut them out. Stick them in the box below:

# Reading Time

Practice reading the words below:

a n  
● ●

i n  
● ●

n i p  
● ● ●

n a p  
● ● ●


p i n  
● ● ●

t a n  
● ● ●

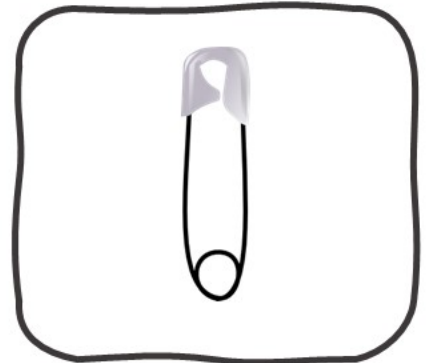
# Read It Match It

Read the word and match it to the correct picture


nap



pin



pan




tin





# Sound Spotter

Circle or colour the pictures that start with the sound in the middle.



m



# Letter Formation

Trace the letter with your finger.  
You can practice writing it in different ways.

Use a tray with salt or flour and use your finger to write it

Make a mask and decorate it by writing the letter in different colours and sizes.



Go outside and use a stick to write the sound in mud.

Use objects you find at home to make the letter.



# Sound Finder

Dab, highlight or  
colour the sound:

m

n	i	m	d	n
b	m	d	i	n
d	m	n	d	m

Use newspapers and magazine. Find the sound and  
cut them out. Stick them in the box below:

# Reading Time

Practice reading the words below:

a m



m a n



P a m



T i m



S a m



m a p




# Read It Match It

Read the word and match it to the correct picture

map



man




mat

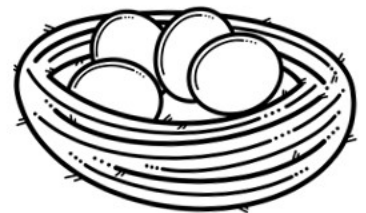

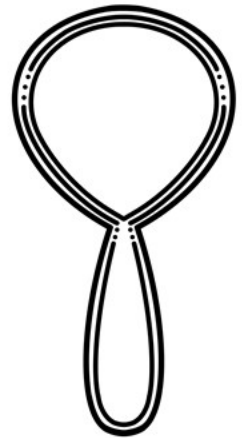


# Sound Spotter

Circle or colour the pictures that start with the sound in the middle.



d



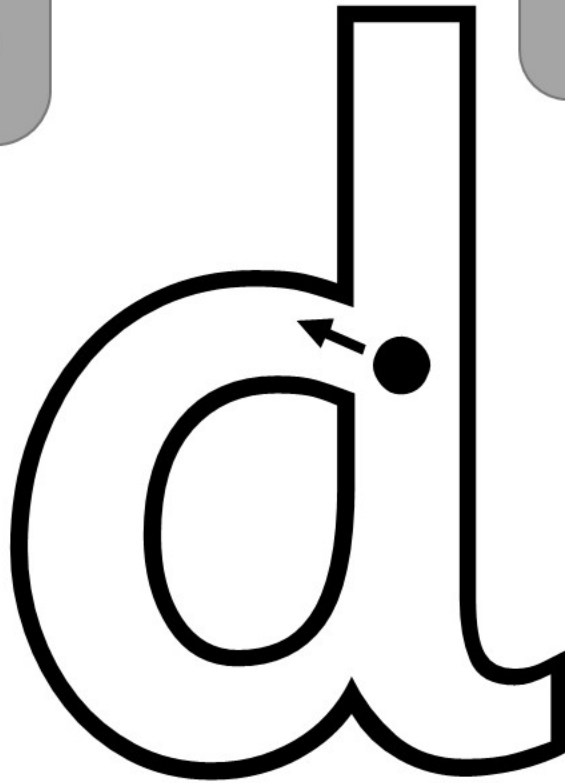
# Letter Formation

Trace the letter with your finger.  
You can practice writing it in different ways.

Use a tray with  
salt or flour  
and use your  
finger to write  
it

Use your  
favourite colour  
to write the  
sound.

Make it  
out of  
plasticine  
or  
playdough.



Use your  
toys to  
make the  
letter.

Go outside use a  
brush and  
water and write  
the sound.

Use finger  
paints to  
write the  
sound.

# Sound Finder

Dab, highlight or  
colour the sound:

d

d	i	m	d	n
b	d	d	i	d
N	d	m	d	i

Use newspapers and magazine. Find the sound and  
cut them out. Stick them in the box below:



# Reading Time

Practice reading the words below:

a n d



d i n



d i d



d i m



s i d




d i p



# Read It Match It

Read the word and match it to the correct picture

dip



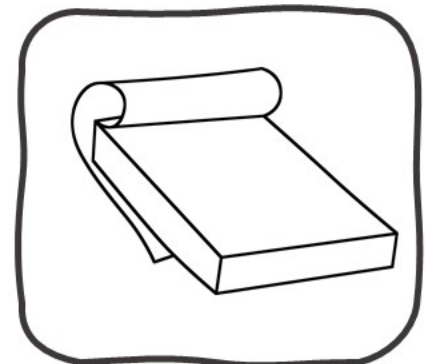
pad



mad



dad



# Revise Sounds

Practice saying these sounds. As a challenge time how quick you can say them.

s

m

t

d

p

i

a

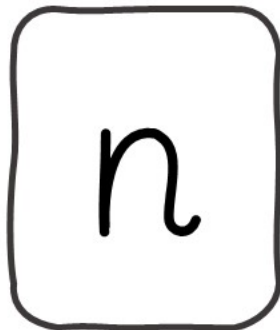
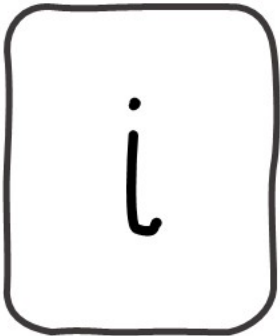




n



Ask an adult to say the sounds and time how quick you can write them.

# Read It Match It

Read the sound and match it to the correct picture



# Sound Snap

Read the sound and match it.

i

m

n

d

d




n

m

t

# Sounds Write

Write the sound the each picture begins with in the box below:





# Revise Spelling

Write the word for each picture by writing a sound in each box.



--	--	--




--	--	--

# Revise Spelling

Write the word for each picture by writing a sound in each box.



--	--	--



--	--	--

# Credits

Thank you to all these amazing clipart creators



You do not have to print this page but we have to include it due to the licences of the clipart used.